



Curwen Primary School

Together Everyone Achieves More

WELCOME TO Nursery

Are we going on any trips?

What are we learning about this year?

When are we doing PE?



What is the name of your teacher?



Introductions . . .


*The members of staff who will be working in **Nursery** this year are:*

*Assistant Head Teacher: **Miss. Sawyer***

*Class Teacher: **Ms. Tome***

*Nursery Staff: **Ms. McClenaghan,***

Mrs. West, Miss. Zaria, Miss. Ali, Ms. Shilpi



Curwen's Management Team

Each year group has a Year Group Leader. For year Nursery this is **Miss. Sawyer**.

Each Year Group has an Assistant Head Teacher responsible for the phase. For year Nursery this is **Miss. Sawyer**.

We also have an Assistant Head Teacher responsible for Safeguarding, **Ms Sandhu**

Deputy Head Teacher: **Ms White**

Mrs Mansfield is the Head of School.

Mr Harris is the Executive Head Teacher, and works across the Tapscott Learning Trust.



Safeguard & Pastoral Team



Safeguarding Team

Ms. Sandhu - Designated Safeguarding Lead / Safeguarding & Child Protection

Mr. Cameron - Assistant Designated Safeguarding Lead/ Pastoral Team Lead

Ms. Hunt - School social worker

Mrs. Twatchman- Family & Behaviour / Support Worker

Mrs. O'Hanlon- Family & Behaviour / Support Worker

Mr. Cullen - Forest School Leader



Your child's nursery session- arriving at Nursery

Gates to the playground will be open at 8:35am but there will be no staff in the playground until 8:45am, so you will need to supervise your children. Children are not permitted to use the playground equipment/climbing frames at this time.

AM: 08:45-09:15- Gates will be locked

Home time: 11:45

The Nursery gate will be opened at 12:15pm.

PM: 12:15-12:45- Gates will be locked

Home time: 3:15

If you are late arriving at Nursery we will be unable to let you in.
PLEASE PHONE THE OFFICE AS SOON AS YOU KNOW YOU ARE
GOING TO BE LATE COLLECTING YOUR CHILD TO AVOID
BEING FINED.



Collecting your child - *slight change*

You must collect your children from Nursery at **11:45am/3:15pm**. Gates will be open from 11:40am/3:10pm for you to wait in the playground but children won't be dismissed until 11:45am/3:15pm.

The playground gates will be closed at **11:55am/3:25pm**. After this time, you are late and you will need to collect from the office.

If your child is collected after 12pm/3:30pm you may be charged a late fee.

PLEASE PHONE THE OFFICE AS SOON AS YOU KNOW YOU ARE GOING TO BE LATE COLLECTING YOUR CHILD TO AVOID BEING CHARGED.



Collecting your child - safety at the classroom door

Please be patient with teachers and staff whilst we get to know your faces at the end of the day.

We want to make sure that the children are sent home safely, so please be patient. The teacher may be speaking to a parent, so it may take a minute or 2 to dismiss your child.



Please stand back from the steps to give children space to come out of Nursery.

**PLEASE PHONE THE OFFICE
IF SOMEONE DIFFERENT IS
COLLECTING YOUR CHILD AT
THE END OF THE SESSION.**




Coming into Nursery...

We welcome parents back into Nursery. Staff will be available to talk to but we will be ensuring we want to settle children safely so if you could wait until the children are safely inside or send a message on studybugs. We encourage you to help your child to recognise and point out their name and photo, put their water bottle in the tray and come into Nursery.



This encourages them to recognise their name and answer the question displayed.



Clothing in Nursery

- Name in **every** item of clothing
- Small, stud earrings only no jewellery
- Appropriate clothing for the children to play and move around in
- Correct size clothing and footwear
- Please ensure shoes fit correctly
- Children must wear underwear
- Weather appropriate clothing
 - e.g. layers



Please ensure your child's name is on **EVERYTHING!**




Water bottles

Make sure your child's water bottle is labelled with their name.

We encourage the children to drink throughout the session, but please help us to ensure you child recognises their own water bottle.

Snack table

Milk and fruit is offered in each session.



Please encourage your children to use the toilet independently. We need to work together to achieve this.

We ask for the children NOT to wear nappies/pull ups to Nursery.

Children must wear underwear at all times.

If you need advice or support please ask.






If your child does not have a medical condition they should not be using a buggy/stroller/pushchairs/pram to come to Nursery.

It is important for the child's physical and mental development to walk.



Food

- There is no food allowed in nursery
- Do NOT put extra food or drinks inside the children's bag
- There is a snack table for the children to enjoy milk and fruit
- This is due to allergies within nursery



Money


We are now a cash free school.

ALL payments should be made online through
'School Money' (including uniform)

Please ensure you keep your online receipts for your records.

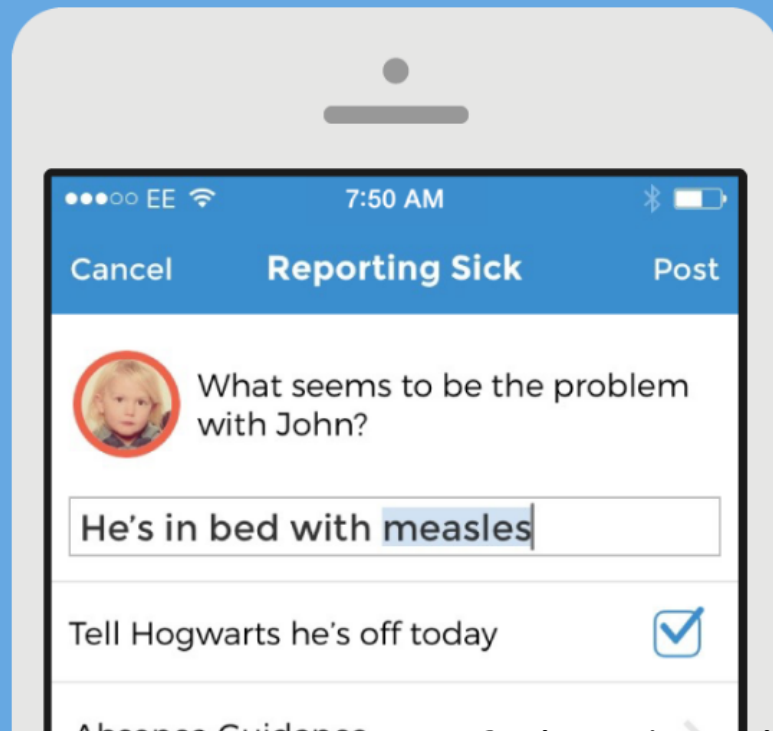
Class teachers have been instructed not to take cash or cheques. The only exception to this is charity donations.

If you need any help setting this up then please speak to office staff. KS



Report absences through our app...

Studybugs for Parents and Carers



A better, safer way to report when your child is sick and off school.

With a few quick taps or clicks, you can give your child's school all they need to record absence due to illness.

Get the free mobile app now...



...or register online to use via your web browser:

Register Free!

Already a user? [Sign in here.](#)

...and get useful school info straight to your phone!

If your child is reported absent and we have not heard from you our attendance officer will be conducting home visits

Celebration/birthday treats

We request that parents **do not** send in party bags, sweets or treats for their child's birthday as this becomes very difficult for us to manage in school.

To celebrate children's birthdays, we invite them to wear **non-uniform** when it is their birthday. That way staff know it is their birthday and we can make it a special day for them. If their birthday falls on a Saturday, Sunday or in the holidays then they can choose whether to celebrate the Friday before or Monday after.





Appointments

- All medical and dental appointments should be arranged outside of the school day.
- Where this is not possible, please inform us through Studybugs and provide evidence of the appointment.
- If your child is at an appointment in the morning, if you can not get them back to school before 12pm, then they should not come back until 1pm.
- **No children will be admitted during the lunch hour 12-1pm.**

CPS

Medical Conditions

Please ensure that all **medical details are up-to-date** - if anything changes, please let us know **immediately** by speaking to the **office**.

All children with asthma should have an **asthma pump permanently in class (make a note expiry date so you know when to contact your GP)**. If they require any other prescribed medication, then please bring this to the office **ONLY**.

DO NOT GIVE ANY MEDICATION OR ASTHMA PUMPS TO CLASS TEACHERS OR SEND IT IN YOUR CHILD'S BAG

Throughout the year we will be contacting parents to update care plans. This is a legal requirement to ensure pupils are safe in school.



Medical Conditions

If your child hurts themselves outside of school and it is necessary for them to wear a cast/bandage or have crutches etc, then you must inform us as soon as possible and accompany your child to the **main office** on their first day of return.

Staff will help you to complete a temporary health care plan before letting them come into school. This is for their own safety.

Please bring with you any paperwork that you are given from the A & E department or doctors.



First Aid in Nursery

If your child hurts themselves inside of school, we give them a medical note to let them know what happened.

A member of the Nursery may call if the injury is above the shoulder or has banged their head. The call is, so we explain what has happened, but your child will most likely stay in Nursery.

<p>Aims (SHINE)</p>	<p>Successful <i>High expectations and ready to move on in your learning.</i></p>	<p>Healthy & Safe <i>Learn how to keep ourselves and others healthy and safe in and out of school.</i></p>	<p>Identify <i>Learning about ourselves and our community. Understanding our place.</i></p>	<p>Nurtured <i>Feeling supported and being able to support others. Knowing how and where to get help.</i></p>	<p>Engaged <i>Excited and involved during learning. Make the most of opportunities in and out of school.</i></p>
--------------------------------	--	---	--	--	---

EYFS vision

At Curwen Primary School, in EYFS we provide the children with a sense of belonging in a safe, secure and stimulating learning environment.



By providing fun, hands- on experiences we develop the children's confidence, independence and positive attitudes to learning.

This is done through building effective partnerships with parents, carers, children and teachers enabling us to give the children the best possible start to their school life.





Curwen's Core Skills





EYFS Curriculum was revised in September 2021.

Reception have 7 areas of learning and development which we focus on in our learning.

Prime Areas

1. Personal, Social and Emotional Development
2. Physical Development
3. Communication and Language

Specific Areas

4. Literacy
5. Mathematics
6. Understanding the World
7. Expressive Art and Design



What will my child be learning?

As always we will be learning lots of exciting themes over the course of this year! We will start off the academic year with a focus on children's well-being and personal development.

Autumn Term 1 - Who am I?

Autumn Term 2 - Ourselves

Spring Term 1 - Stories for us

Spring Term 2 - People who help us

Summer Term 1 - Growing- how we change?

Summer Term 2 - The world around us

YG Nursery	Autumn 1	Autumn 2	Spring 1	Spring 2	Summer 1	Summer 2
Themes	Who am I?	Ourselves	Stories for us	People who help us	Growing- How we change?	The world around us
Guided questions	What is my name? Who is my friend? What is my teacher's name? Am I a boy or girl? Do you want to play with me?	What do I like? What don't I like? Who is my family? Can I share how I am feeling? Can I play with you?	Who reads to you? Do you have books at home? How do I hold a book? Who can you see? What is happening?	Who helps you? What do they wear? How do they help you? Where do they work? What do they drive/use?	What things grow? Do I grow? How do you know you are growing? Where does food come from?	Where do I go to school? Where do I live? Where do the animals live? Where do you go with your family? What is the weather?
Key Vocabulary	Good morning Good afternoon nursery teacher happy sad hello /goodbye friend	family celebrate party food clothes colours	book title- author pages writing pictures characters setting	home school care emergency respect help job	growing different age little/small big/large change	explore animals dead / alive habitats seasons sea land planet earth
Significant people	Me My teachers	My family Queen	Illustrator Eric Carle Author Miss Bryan	Dr Rani Get well soon Librarian Miss Fuller	JB Gill Down on the farm Mr. Cullen Forest School	David Attenborough Andy's adventures Reception teachers
Big Outcome	Settle in Nursery Welcome to Nursery display	Class assembly - Guru Nanak Christmas Nativity	Class display book Explore reading open day - Parent Workshop	Carnival	Growing a bean Life cycles	Summer Concert Sports Day
Educational Visits	Nursery	Curwen Library	Local visit - Library	Theatre- In house	Local visit Picnic park	Aquarium

What is our weekly timetable?

CURWEN PRIMARY SCHOOL					
Nursery Timetable Autumn 1 2022-2023					
Staff: Ms. Tome, Mrs. West, Miss. McClenaghan, Miss. Ali, Mrs. Zaira					
Time	Monday	Tuesday	Wednesday	Thursday (PM PPA)	Friday
08:45-09:15	Hand washing Self-Registration & Indoor provision	Hand washing Self-Registration & Indoor provision	Hand washing Self-Registration & Indoor provision	Hand washing Self-Registration & Indoor provision	Hand washing Self-Registration & Indoor provision
9:15-9:30	Welcome songs & Introduction to Adult Focus lesson	Welcome songs & Introduction to Adult Focus lesson	Welcome songs & Introduction to Adult Focus lesson	Welcome songs & Introduction to Adult Focus lesson	Welcome songs & Introduction to Adult Focus lesson
10:30-10:45	Story time				
09:30-11:00	- Focus group - Independent activities - Observation & Assessment time Hand washing	- Focus group - Independent activities - Observation & Assessment time Hand washing	- Focus group - Independent activities - Observation & Assessment time Hand washing	- Focus group - Independent activities - Observation & Assessment time Hand washing	- Focus group - Independent activities - Observation & Assessment time Hand washing
11:10-11:20	Tidy Up time				
11:20-11:40	Home time preparations	Home time preparations	Home time preparations	Home time preparations	Home time preparations
11:45	Home Time	Home Time	Home Time	Home Time	Home Time
11:50 to 12:10 Lunch time for staff - on a rota					
12:15-12:45	Hand washing Self-Registration & Indoor provision	Hand washing Self-Registration & Indoor provision	Hand washing Self-Registration & Indoor provision	Hand washing Self-Registration & Indoor provision	Hand washing Self-Registration & Indoor provision
12:45-1:00	Welcome songs & Introduction to Adult Focus lesson	Welcome songs & Introduction to Adult Focus lesson	Welcome songs & Introduction to Adult Focus lesson	Welcome songs & Introduction to Adult Focus lesson	Welcome songs & Introduction to Adult Focus lesson
2:00	Story time				
1:00-2:30	- Focus group - Independent activities - Observation & Assessment time Hand washing	- Focus group - Independent activities - Observation & Assessment time Hand washing	- Focus group - Independent activities - Observation & Assessment time Hand washing	- Focus group - Independent activities - Observation & Assessment time Hand washing	- Focus group - Independent activities - Observation & Assessment time Hand washing
2:30-2:50	Tidy Up time				
2:50-3:10	Home time preparations	Home time preparations	Home time preparations	Home time preparations	Home time preparations
3:15	Home Time	Home Time	Home Time	Home Time	Home Time

sign for good morning and good afternoon

The prime areas are the focus areas:

Physical Development: Fine and Gross motor skills

Being aware of themselves and others

Using different tools

Climbing steps

Awareness of danger

Personal, Social and Emotional Development

Accessing toilet independently

Putting on their own jackets/coats

Hand washing

Peer interactions

Sharing

Communication and Language:

Questioning

Vocabulary

Using full sentences

These are some of the things they need to be doing whilst in Nursery, if your child is finding these things difficult please approach a member of staff for ideas and strategies.

6 steps for the children's nursery day

1. recognising their picture and belongings



2. washing hands



3. using the toilet



4. blowing their nose



5. putting their coat on



6. awareness of others and themselves

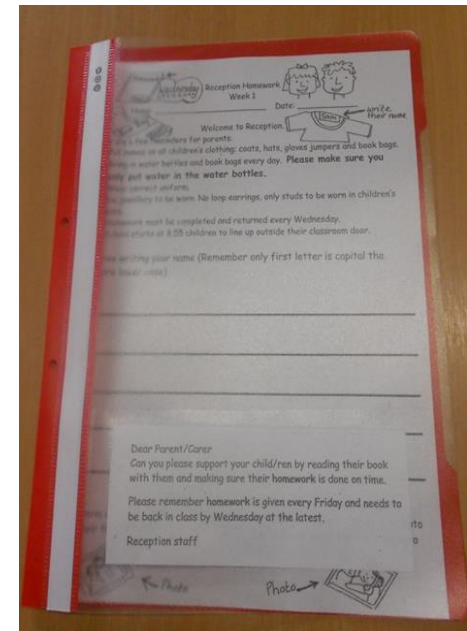




Nursery communication

Homework (orange folders) will be handed out on Fridays and can be returned the following by Wednesday.

Homework should be a fun activity with your child. This is to let you know what skills the children are learning in Nursery.





Nursery rewards



In Nursery it is important for us to build the children's confidence.

We like to share with the children:

- Pupil of the week
- Stickers/ Certificates



Provisional



But are we going on any trips?

We will be going on educational trips to support our learning and will have visitors in to share their experiences with us.

These will include:

Autumn -

Nursery

Curwen Library

Spring -

Theatre at Curwen

Local visit -Library

Summer -

Local visit -Park

London Aquarium

The trip form that went out this week gives permission for your children to attend all of these trips. Reminder slips will be sent home beforehand.

Forest Schools- Summer term

What is Forest School?

- It involves child-led sessions in a woodland or natural environment, primarily using natural resources.
- It aims to promote resilient, confident, independent and creative learners.



Where will Forest School take place?

- Forest School sessions will take place in West Ham Park.
- The school grounds are also being developed to support more outdoor nature activities.



What will my child do at Forest School?

- Children carry out a range of outdoor activities that develop their skills and knowledge relating to the National Curriculum.
- Some activities may include: mini beast hunts; plant and animal identification; observation of seasonal changes; land art; tree-climbing; digging; whittling; sawing, den building, fire lighting and outdoor cooking.



What clothing will my child need to attend Forest School?

- For health and safety reasons, children need to wear weather-appropriate, full length clothing and walking boots or wellies.



Lots of useful curriculum information can be found on our website:



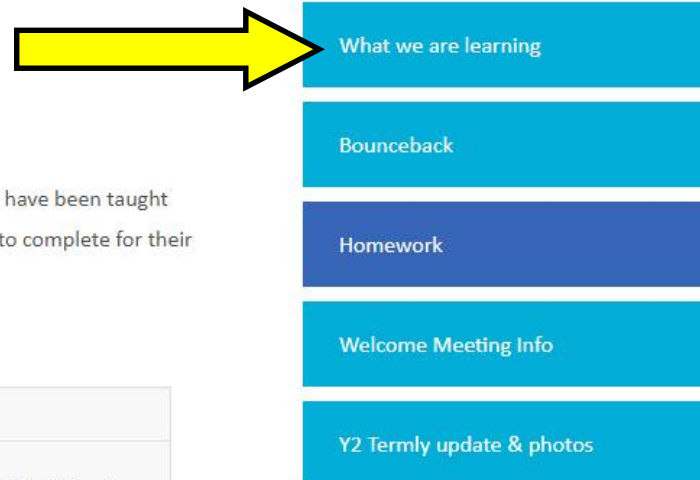
Homework

There will be homework available on this page:

Homework will be uploaded and completed by children on Google Classroom. Until children have been taught how to access and use Google Classroom, we will be uploading online activities for children to complete for their homework.

Homework - Friday 18th September 2020

English	Math	Topic
Reading: Read Fun Festivals on Bug Club.	In Maths we have been learning about place value.	Our new topic is 'Who Am I'?
Complete the activities/ questions on the first and last	Practice reading numbers with your child.	Talk to your child about where they and/or other





Bug Club



Online Home learning

(1) Bug Club

- An online reading & phonics resource
- Available for children to use at home and in school
- Login, username and school password will be sent out very soon.
- If you every misplace your logins please send us a message directly on studybugs.



Online Home learning 2

Espresso (learning platform/all subjects)

★ PUPIL LOGIN DETAILS ★

Curwen Primary School

Username: student20621

Password: cur123

Log in at:

www.discoveryeducation.co.uk



Online Home learning

Google Classroom is here....

- All children in EYFS will have a login. As your child moves through the school taught how to log on and access this platform
- This is an interactive online platform for learning which allows teachers to create learning opportunities and to give brief feedback.
- Further refresher training for parents will be provided so that you can support your child in accessing and responding to tasks.
- Please do not message staff on this facility



INTERNET SAFETY

In class we have displayed three main rules to stay safe online:

- Don't share personal information
- Don't communicate with strangers
- Tell a trusted adult if you are worried about something

Stranger Danger applies online!



If you are ever concerned about accessing information online or have any questions about internet safety, you can speak to your class teacher or the ICT co-ordinator (Mr Woolstencroft).

There are several websites offering help and advice about how to stay safe online. Just search 'e-safety', e.g.

<https://www.thinkuknow.co.uk/>

THINK UK KNOW
CO.UK

Welcome to CEOP's Thinkuknow

Come in to find the latest information on the sites you like to visit, mobiles and new technology. Find out what's good, what's not and what you can do about it. If you look after young people there's an area for you too - with resources you can use in the classroom or at home. Most importantly, there's also a place which anyone can use to [report](#) if they feel uncomfortable or worried about someone they are chatting to online. All the information here is brought to you by the team at the [NCA's CEOP Command](#). We hope you like it!

Are you...

5-7?	8-10?	Parent/Carer?
11-13?	14+?	Teacher/Trainer?

INTERNET SAFETY

Online Gaming

Is the content age appropriate?

Fortnite PGI=12 years old

RoadBlox=7 years old

Hello Neighbour PGI=13 years old



Lots of games have communication facilities that allow strangers to contact your child. Do you know who your child is 'chatting' to?



How can you support your child's learning?

- Make sure they come to nursery every day
- Build their independence and self-confidence
- Support your child with the six steps for their nursery day
- Return their library book every week
- Talking about their experiences at school
- Water bottle



These are some of the things they need to be doing whilst in Nursery, if your child is finding these things difficult please approach a member of staff for ideas and strategies.

6 steps for the children's nursery day

1. recognising their picture and belongings



2. washing hands



3. using the toilet



4. blowing their nose



5. putting their coat on




6. awareness of others and themselves





Well-being



At the end of the school day, your children have lots to share with you. They may have stickers, they may have learned something really exciting they'd like to tell you about!

Please, leave your phones in your pockets for 10 minutes while you greet your child.

And please don't be offended if we don't let your child out until you have finished your call.



Welcome them with a smile, not a mobile phone.

This ensures teachers can quickly and safely hand over children and relay any messages.

Please remember to inform the office as well as the class teacher of any changes in the collection of your child.

N  **PHONE
ZONE**



2022-2023 Big Events @ Curwen

- Parents' Evening - Wed 19th & Thurs 20th October (via Zoom)
- EYFS Self Care workshop - Tuesday 15 November (info to follow)
- Early Reading and Phonics workshop - TBC
- Children in Need (dress in something spotty) - Fri 18th November
- Christmas Concert - TBC
- World Book Day - Thus 2nd March
- Parents' Evening - Tues 7th & Wed 8th February (in school)
- International Family Week Starts - 13th-17th March with Carnival Fri 17th
- Easter Bonnet Parade - TBC
- Sports Day TBC
- Summer Concert - TBC



How to find out what's going on...

- School newsletter (sent via App/paper copies from office)
- School News App School website
- 'What we are learning' leaflet (termly)
- Check your child's school bag for letters
- Window notices
- Notice boards
- Speaking to staff before and after school
- Telephone/visit the school office



And finally...

Thank you all for listening.

With your support, we hope that Nursery will be a memorable and successful year for our children.

If ever, you have any concerns or would like to discuss anything regarding your child, please don't hesitate to ask.

If you contact the office, they will gladly arrange an appointment by phone.

Together **E**veryone **A**chieves **M**ore!



Any questions?

