

CPS

Curwen Primary School

Together Everyone Achieves More

WELCOME TO Reception

Are we going
on any trips?

What are we
learning about
this year?

When are we
doing PE?



What is the
name of your
teacher?



Introductions

*The members of staff who will be working in
Reception this year are:*

Assistant Head Teacher: *Ms. Sawyer*


Head of Year: *Ms. McLeod*

Teachers:

*Ms. McLeod, Ms. Mbaye, Mrs. Da Ros, Miss. Chowdhury, Mrs.
Peck*

Support staff/Learning support assistants:

*Mrs. Abbott, Mrs. Young, Ms. Banata, Mrs. Saleem, Ms.
Roberts, Mr. Cullen, Mr. Belcher, Mr. David, Ms. Constantine,
Ms. Kat, Ms. Kelly*



Curwen's Management Team

Each year group has a Year Group Leader. For year Reception this is **Ms McLeod**.


Each Year Group has an Assistant Head Teacher responsible for the phase. For year Reception this is **Ms. Sawyer**.

We also have an Assistant Head Teacher responsible for Safeguarding, **Ms Sandhu**

Deputy Head Teachers: **Ms White**

Mrs Mansfield is the Head of School.

Mr Harris is the Executive Head Teacher, and works across the Tapscott Learning Trust.



Safeguard & Pastoral Team



Safeguarding Team

Ms. Sandhu - Designated Safeguarding Lead / Safeguarding & Child Protection

Mr. Cameron - Assistant Designated Safeguarding Lead/ Pastoral Team Lead

Ms. Hunt - School social worker

Mrs. Twatchman- Family & Behaviour / Support Worker

Mrs. O'Hanlon- Family & Behaviour / Support Worker

Mr. Cullen - Forest School Leader



Arriving at School - slight change

Gates to the playground will be open at 8:35am but there will be no staff in the playground until 8:45am, so you will need to supervise your children. Children are not permitted to use the playground equipment/climbing frames at this time.

Classroom doors will open at 8.45 am and close at 8.55 am everyday, any children who are late should make their way to the main office with a parent/carer and wait outside until your child/ren can be escorted to their class.

If you want to come to Breakfast Club it is from 7.45 - 8.30am everyday and costs 80p. (Children will not be admitted after 8.30am). Entrance to breakfast club is via the main office. Available from Monday 26th September.



Collecting your child - *slight change*

You must collect your children from their classrooms at **3:15pm**. Gates will be open from 3:10pm for you to wait in the playground but children won't be dismissed until 3:15pm.

The playground gates will be closed at **3:25pm**. After this time, you are late and you will need to collect from the office.

If your child is collected after 3:30pm you may be charged a late fee.

PLEASE PHONE THE OFFICE AS SOON AS YOU KNOW YOU ARE GOING TO BE LATE COLLECTING YOUR CHILD TO AVOID BEING CHARGED.



Collecting your child - safety at the classroom door

Please be patient with teachers and staff whilst we get to know your faces at the end of the day.

We want to make sure that the children are sent home safely, so please be patient. The teacher may be speaking to a parent, so it may take a minute or 2 to dismiss your child.



Please stand back from the yellow arches or at the bottom of the stairs to give children space to come out of the classrooms.

**PLEASE PHONE THE OFFICE IF
SOMEONE DIFFERENT IS COLLECTING
YOUR CHILD AT THE END OF THE DAY**



After school childcare provision

After school we have a 6 o'clock club. This runs Monday to Friday and is open to anyone.

The cost is £10 per day and children are supervised by members of school staff.

This club is flexible - some children stay all week but others only stay on certain days but this **must be booked in advance.**

Please speak to a member of the office staff if you would like more information about 6 o'clock club.

This is available from Monday 26th September **ONLY** if your child has settled.



Uniform

Pre order on school money

- **Dark Grey or Navy** skirt, pinafore dress, tailored trousers, or tailored shorts
 - **NO** leggings, joggers, jeggings or jeans & **White, Black** or **Grey** socks/tights
 - **Navy Blue** jumper or cardigan (**NO** hoodies or branded jumpers or P.E. t-shirts)
- Curwen logo jumpers, cardigans and fleeces can be bought at the school office
- **White** shirt (long or short sleeve) or **White** polo shirt
 - **Blue** Summer Dress
 - **Hairbands/bobbles** - Plain **blue, black** or **white** not too big

Footwear: Shoes or trainers- **NO** open-toed sandals or Heelys
Wellies can be worn but pupils must change into their shoes when inside the school

Any Hijabs- NO pins: White, Navy or Black


P.E. KIT **Curwen Blue P.E. t-shirt** -Sold at the school
Black joggers, leggings or shorts **Footwear-**comfortable trainers

Jewellery - Only stud earrings and a watch *Pupils will be asked to remove any unsuitable jewellery or hair dressings. The school cannot be held responsible for the loss or damage of these items as a result of this.* **NO** make-up, nail polish or false nails KS

Uniform & Clothing



- Uniform and jewellery
 - Name in **every** item of clothing
 - Small, stud earrings only
 - Hair bands must be plain and in school colours only
 - Sensible shoes
- PE Kit (Wednesday RM & RMC Thursday RC & RDR)
 - Please bring your child's P.E kit into school week beginning 3rd October
 - The children will be changing in school
 - Bring P.E kits on Monday and they will stay in school until Friday
 - Name in **every** item of clothing, including vests
- Lost Property
 - Please encourage your child to put their jumpers/cardigans in their trays or school bags if they take them off
 - All lost property is disposed of at the end of every half term
 - Parents/carers are not permitted in the building to look for lost items



Money


We are now a cash free school.

ALL payments should be made online through
'School Money' (including uniform)

Please ensure you keep your online receipts for your records.

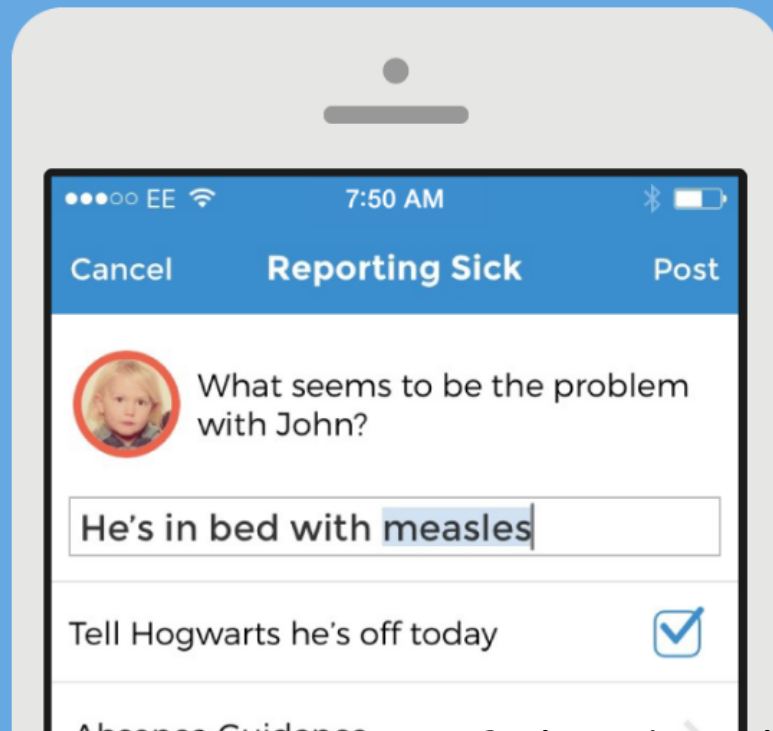
Class teachers have been instructed not to take cash or cheques. The only exception to this is charity donations.

If you need any help setting this up then please speak to office staff. KS



Report absences through our app...

Studybugs for Parents and Carers



A better, safer way to report when your child is sick and off school.

With a few quick taps or clicks, you can give your child's school all they need to record absence due to illness.

Get the free mobile app now...



...or register online to use via your web browser:

Register Free!

Already a user? [Sign in here.](#)

...and get useful school info straight to your phone!


If your child is reported absent and we have not heard from you our attendance officer will be conducting home visits

Celebration/birthday treats

We request that parents **do not** send in party bags, sweets or treats for their child's birthday as this becomes very difficult for us to manage in school.

To celebrate children's birthdays, we invite them to wear **non-uniform** when it is their birthday. That way staff know it is their birthday and we can make it a special day for them. If their birthday falls on a Saturday, Sunday or in the holidays then they can choose whether to celebrate the Friday before or Monday after.





Water bottles

- Please ensure your child brings a water bottle (with water!) each day
- This should be labelled with your child's name and class
- The children do now have access to water fountains around the school which are cleaned regularly



Appointments

- All medical and dental appointments should be arranged outside of the school day.
- Where this is not possible, please inform us through Studybugs and provide evidence of the appointment.
- If your child is at an appointment in the morning, if you can not get them back to school before 12pm, then they should not come back until 1pm.
- **No children will be admitted during the lunch hour 12-1pm.**

CPS

Medical Conditions

Please ensure that all **medical details are up-to-date** - if anything changes, please let us know **immediately** by speaking to the **office**.

All children with asthma should have an **asthma pump permanently in class (make a note expiry date so you know when to contact your GP)**. If they require any other prescribed medication, then please bring this to the office **ONLY**.

DO NOT GIVE ANY MEDICATION OR ASTHMA PUMPS TO CLASS TEACHERS OR SEND IT IN YOUR CHILD'S BAG

Throughout the year we will be contacting parents to update care plans. This is a legal requirement to ensure pupils are safe in school.



Medical Conditions

If your child hurts themselves outside of school and it is necessary for them to wear a cast/bandage or have crutches etc, then you must inform us as soon as possible and accompany your child to the **main office** on their first day of return.

Staff will help you to complete a temporary health care plan before letting them come into school. This is for their own safety.

Please bring with you any paperwork that you are given from the A & E department or doctors.



First Aid in Reception

If your child hurts themselves inside of school, we give them a medical note to let them know what happened.

A member of the Reception may call if the injury is above the shoulder or has banged their head. The call is, so we explain what has happened, but your child will most likely stay in school.

<p>Aims (SHINE)</p>	<p>Successful <i>High expectations and ready to move on in your learning.</i></p>	<p>Healthy & Safe <i>Learn how to keep ourselves and others healthy and safe in and out of school.</i></p>	<p>Identify <i>Learning about ourselves and our community. Understanding our place.</i></p>	<p>Nurtured <i>Feeling supported and being able to support others. Knowing how and where to get help.</i></p>	<p>Engaged <i>Excited and involved during learning. Make the most of opportunities in and out of school.</i></p>
--------------------------------	--	---	--	--	---

EYFS vision

At Curwen Primary School, in EYFS we provide the children with a sense of belonging in a safe, secure and stimulating learning environment.

By providing fun, hands- on experiences we develop the children's confidence, independence and positive attitudes to learning.

This is done through building effective partnerships with parents, carers, children and teachers enabling us to give the children the best possible start to their school life.



CPS

Curwen Primary School

Together Everyone Achieves More

SHINE

At Curwen, we base our entire curriculum around our aim SHINE. We make sure that all we do works towards this aim.

CPS

Curwen Primary School


Together Everyone Achieves More

Aims (SHINE)	S uccessful <i>High expectations and ready to move on in your learning.</i>	H ealthy & Safe <i>Learn how to keep ourselves and others healthy and safe in and out of school.</i>	I dentify <i>Learning about ourselves and our community. Understanding our place.</i>	N urtured <i>Feeling supported and being able to support others. Knowing how and where to get help.</i>	E ngaged <i>Excited and involved during learning. Make the most of opportunities in and out of school.</i>
-----------------	---	--	---	---	--

CPS



Curwen's Core Skills



CPS

Behaviour at Curwen

Children behave very well at Curwen and usually make the right choices. However we firmly believe that no one child's behaviour will ever be allowed to disrupt the learning of the rest of the class.

Children are made aware of the school rules and they are rewarded to follow them through receiving team point tokens, certificates, stickers etc.

CM



Reception Rules



We will t**R**y our best

(be *innovative*, *strive for success* and *stay on task*)

We will b**E** kind and helpful

(show *empathy* and look after each other)

We will be **S**ensible and polite

(make good choices and use our manners when we *communicate*)

We will look after **P**roperty

(work as a *team* to look after equipment)

We will list**E**n to others

(show good *leadership* by showing *patience* and *hearing others' views*)

We will be **C**aring and gentle

(*reflect on how we take care of ourselves and others*)

We will be hones**T**


(be *resilient* and *truthful*, taking responsibility for our actions)





Behaviour at Curwen

We use a visual traffic light system to remind children of their behaviour choices and associated consequences. In Reception, we understand the children are learning so we use a happy and sad face for their 1st warning.



-3rd reminder. You will need to attend Reflection time on your behaviour choices

-2nd warning. You need to think carefully about the choices you are making right now

-Well done, you are making the correct choices




Reception rewards



In Reception it is important for us to build the children's confidence. We like to share with the children:

- Star badges every Friday
- Pupil of the week
- Stickers/ Certificates





EYFS Curriculum was revised in September 2021.

Reception have 7 areas of learning and development which we focus on in our learning.

Prime Areas

1. Personal, Social and Emotional Development
2. Physical Development
3. Communication and Language

Specific Areas

4. Literacy
5. Mathematics
6. Understanding the World
7. Expressive Art and Design

Personal, Social and Emotional Development		
Self-Regulation	Managing Self	Building Relationships

Communication and Language	
Listening, Attention and Understanding	Speaking

Physical Development	
Gross Motor Skills	Fine Motor Skills

Literacy		
Comprehension	Word Reading	Writing

Mathematics	
Number	Numerical Patterns

Understanding the World		
Past and Present	People, Culture and Communities	The Natural World

Expressive Arts and Design	
Creating with Materials	Being Imaginative and Expressive



EYFS progress and support

- All Reception children will be assessed against statutory Early Learning Goals. These will be submitted at the end of the Reception year. They will be shared with parents in the end of year reports.
- NFER statutory baseline to be completed and submitted.
- NELI assessments to take place to assess children who may need help with communication and language (letters for consent to be sent out) communication and language interventions will then follow.
- Other additional interventions vary upon the children's learning needs and development.

Areas of Learning and Development outcomes for Curwen

In line with our Curwen Core skills, the children by the end of Early Years are working towards becoming holistic and enthusiastic learners ready for the next stage of their learning. Through the areas of learning and development Curwen EY's will ensure the children have a range of experiences and opportunities to achieve these. These are Curwen's Early Years outcomes:

Communication and Language

- To be able to express myself and talk in full sentences
- To hold a conversation with others and be able to follow instructions
 - To listen with interest for longer periods of time
 - To engage and have a go at a range of activities



Personal, Social and Emotional Development

- To be able to manage my basic hygiene and know the importance of this
- To build my self-confidence and know that I am special
- To understand and share my feelings and emotions
- To build special relationships and respect others



Physical Development

- To explore and navigate the environment around me
 - To be safe in a range of environments
 - To be able to manipulate small tools effectively
 - To be able to move my body in a range of ways



Literacy

- To have a love of reading, to know my favourite book and why
- To show resilience and confidence in reading out loud and writing for meaning
- To be a reflective learner and ask questions about new language
- To enjoy listening to stories, non-fiction, rhymes and poems



Mathematics

- To show resilience and confidence with numbers
 - To make links and recognise patterns
 - To develop reasoning and problem solving skills
- To work as a group, individually and/or in pairs to support my understanding



Understanding the World

- To develop a sense of belonging and understand others in a range of experiences
- To respect the world around me and begin to know how I can look after it
 - To be able to ask questions about people, cultures and communities
 - To become a good citizen



Expressive Arts and Design

- To be confident, creative and expressive
- To build and use my imagination in what I enjoy doing and new experiences
 - To perform a range of songs and stories I enjoy
 - To use new vocabulary in my narrative





What is our weekly timetable?

Children will be based in their classes with their class teachers and support staff.

The children will have an opportunity for outdoor learning throughout the day.

The children will engage in a range of activities based around the 7 areas of learning and development.

We focus on the prime areas initially with aspects of the specific areas.

What is our weekly timetable?

YG: Reception

Teacher: Miss. McLeod, Miss. Da Ros, Miss. Mbaye and Miss. Chowdhury

Time	Monday	Tuesday	Wednesday	Thursday	Friday (AM PPA)
8:45-09:10	Soft opening - Hand washing Self-Registration & Indoor provision per class	Soft opening - Hand washing Self-Registration & Indoor provision per class	Soft opening - Hand washing Self-Registration & Indoor provision per class	Soft opening - Hand washing Self-Registration & Indoor provision per class	Soft opening - Hand washing Self-Registration & Indoor provision per class
9:10-9:30	Welcome songs & Introduction to Adult Focus lesson	Welcome songs & Introduction to Adult Focus lesson	Welcome songs & Introduction to Adult Focus lesson	Welcome songs & Introduction to Adult Focus lesson	Welcome songs & Introduction to Adult Focus lesson
9:30-10:30	- Focus group work - Independent activities - Observation & Assessment time - Personalised learning activities for target chn	- Focus group - Independent activities - Observation & Assessment time - Personalised learning activities for target chn	- Focus group - Independent activities - Observation & Assessment time - Personalised learning activities for target chn -P.E 09:20-10:30 (RC & RMC)	- Focus group - Independent activities - Observation & Assessment time - Personalised learning activities for target chn -P.E 09:20-10:30(RM & RDR)	- Focus group - Independent activities - Observation & Assessment time - Personalised learning activities for target chn
10:30-10:40	Tidy up and Hand washing	Tidy up and Hand washing	Tidy up and Hand washing	Tidy up and Hand washing	Tidy up and Hand washing
10:40-10:55 <small>1st class start at 10:50</small>	Story time/ RML in class	Story time/ RML in class	Story time/ RML in class	Story time/ RML in class	Story time/ RML in class
10:55-11:00	Lunch time preparations	Lunch time preparations	Lunch time preparations	Lunch time preparations	Lunch time preparations
11:00-12:30	Lunch time At 11:55 - any left eating to move to RMC	Lunch time At 11:55 - any left eating to move to RMC	Lunch time At 11:55 - any left eating to move to RMC	Lunch time At 11:55 - any left eating to move to RMC	Lunch time At 11:55 - any left eating to move to RMC
12:00 to 12:30 Reception playground Lunch time for staff see rota					
12:30-12:45	Tidy up outside and children to line up	Tidy up outside and children to line up	Tidy up outside and children to line up	Tidy up outside and children to line up	Tidy up outside and children to line up
12:45-12:55	Hand washing and Afternoon registration	Hand washing Afternoon registration	Hand washing Afternoon registration	Hand washing Afternoon registration	Hand washing Afternoon registration
12:55-1:15	Maths in Classrooms	Maths in Classrooms	Maths in Classrooms	Maths in Classrooms	Maths in Classrooms
1:15-2:15	- Focus group - Independent activities - Observation & Assessment time -Library 2:30-3:00 (RC)	- Focus group - Independent activities - Observation & Assessment time -Library 2:30-3:00 (RMC)	- Focus group - Independent activities - Observation & Assessment time	- Focus group - Independent activities - Observation & Assessment time -Library 2:30-3:00 (RM)	- Focus group - Independent activities - Observation/Assessment -Library 2:30-3:00 (RDR)
2:15-2:30	Tidy up and hand washing	Tidy up and hand washing	Tidy up and hand washing	Tidy up and hand washing	Tidy up and hand washing
2:30 -3:00	Reading Carousel / Circle time / P4C	Reading Carousel MUSIC	Reading Carousel / Circle time / P4C	Reading Carousel / ACTION RHYMES	Reading Carousel / Circle time / P4C
3:00-3:10	Home time preparations	Home time preparations	Home time preparations	Home time preparations	Home time preparations



What will my child be learning?

As always we will be learning lots of exciting topics over the course of this year!

We will start off the academic year with a focus on children's well-being and personal development.

Autumn Term - Who Am I?

For further information on the curriculum please see the school website for updates

Reception 2022-2023

	Autumn 1	Autumn 2	Spring 1	Spring 2	Summer 1	Summer 2
Themes	Who am I?	People and Places	My Stories	Our World	Growth	Journey's
Guided questions	What do I look like? What do I like? Who is in my family? How do I feel? Where do I belong? Who are my friends?	What do I celebrate? What do I want to be when I am older? Where do I live? Can I ask a question? Where do I come from?	What is your favourite story? Do you know any authors? What stories do you like? Who are the characters? What is going to happen next?	Where are we? How can you help the environment? Why do we need a map? Where do we live? Where are your family from?	What is growth? What things grow? How do you know it has grown? Why do things grow? What is needed to grow?	Have you been on a journey? Why might you go on a journey? Can you name some forms of transport? What are sustainable forms of transport?
Key Vocabulary	belong friendship respect listen feelings identity communicate	community work celebration place of worship religion different / similar family	author illustrator sequence structure text characters	respect planets earth explore investigate map environment	changes decay growth investigate experiment young / old time	travel destination transport journey sustainable adventure transition
Significant people	Maya Angelou	Mohammed Ali	Julia Donaldson	Zaha Hadid	Greta Thunberg	Mo Farah
Forest School	Forest school Small group or intervention	In Reception playground	Curwen Forest School Area	Curwen Forest School Area		West Ham Park
P.E	Travelling: space, rules and changing- In Reception playground	Transition into Hall Multi skills/Gymnastics	Dance/Gymnastics	Multi skills/Gymnastics	Multi Skills/Sports Days skills	Multi Skills/Sports Days skills
Educational Visit	All around Curwen	Local Church Visit	Theatre Big Foot	Local Mosque	Farm	Zoo



Literacy

Our children in Reception get introduced to their sounds through the RML phonics programme. This teaches them their initial sounds and then how 'sound out' words in order to be able to read and write them.

Maths

At Curwen, children are taught using principles from the 'MMS' (Maths Makes Sense) scheme. There is a huge focus on being able to use concrete resources and key vocabulary to support their understanding.

Parent workshops for both Phonics and Maths will be run in the coming months to support you with working with your child at home.

Lots of useful curriculum information can be found on our website:



Homework

There will be homework available on this page:

Homework will be uploaded and completed by children on Google Classroom. Until children have been taught how to access and use Google Classroom, we will be uploading online activities for children to complete for their homework.

Homework - Friday 18th September 2020

English	Math	Topic
Reading: Read Fun Festivals on Bug Club. Complete the activities/ questions on the first and last	In Maths we have been learning about place value. Practice reading numbers with your child.	Our new topic is 'Who Am I'? Talk to your child about where they and/or other



- What we are learning
- Bounceback
- Homework
- Welcome Meeting Info
- Y2 Termly update & photos

Reception Classrooms



Toilets




Dinner Hall- Lunch time

- The children make their own lunch choice.
- Please talk to your child about the lunch choices which are available.
- Follow the link to the website to view the menu:

<https://www.curwen.newham.sch.uk/page/?title=Lunches&pid=21>

- We stay with the children and support them during this time.
- We encourage the children to feed themselves and try the food.
- If your children does not eat your class teacher will let you know.
- The children will also have an afternoon snack.





Reading time

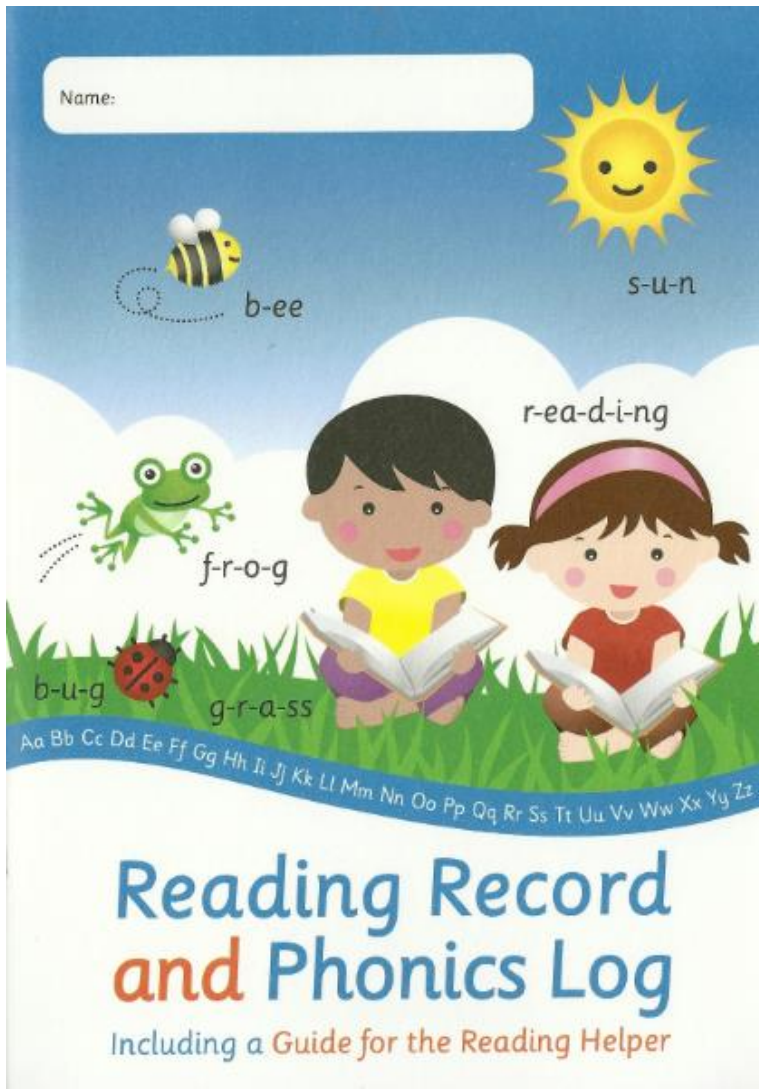
- In Reception we encourage you to read with your child at home everyday.
- Children will soon be given a wallet, reading record book and a reading time book. If they do not bring this to school they will not be given a new book.
- Reception's **library day** for each class is different. On a Monday(RM) Tuesday (RMC), Thursday (RC) and Friday (RDR)
- **Please ensure all books are placed in their book bags every day.**

KS



Home learning

Reading Record



Common Exception Words - Year 1

the	a	do	to	today
of	said	says	are	were
was	is	his	has	I
you	your	they	be	he
me	she	we	no	go
so	by	my	here	there
where	love	come	some	one
once	ask	friend	school	put
push	pull	full	house	our

Common Exception Words - Year 2

door	floor	poor	because	find	kind
mind	behind	child	children	wild	climb
most	only	both	old	cold	gold
hold	told	every	everybody	even	great
break	steak	pretty	beautiful	after	fast
last	past	father	class	grass	pass
plant	path	bath	hour	move	prove
improve	sure	sugar	eye	could	should
would	who	whole	any	many	clothes
busy	people	water	again	half	money
Mr	Mrs	parents	Christmas		

Some Other Frequently Used Words

and	up	little	very	came	help
in	had	as	look	oh	called
it	her	mum	don't	about	off
on	what	them	will	got	asked
for	out	down	into	their	saw
at	this	dad	back	too	make
but	have	big	from	day	an
that	went	when	him	made	
with	like	it's	get	time	
all	not	see	just	I'm	
can	then	looked	now	if	

Home learning

My Reading Record		
Date	Book and page number	Comments
9/10	Gruffalo p 1-10	Tried hard Enjoyed the story
11/10	Gruffalo p 11-20	Tried hard to sound out words didn't know
14/10	Three pigs - all	Was able to read out loud confidently
20/10	Red fox	Needed help reading lots of words

Tricky words, or words to practise			
snake	found	important	sister
friend	house		

New sounds I have spotted (e.g. night rain)			

Forest Schools

What is Forest School?

- It involves child-led sessions in a woodland or natural environment, primarily using natural resources.
- It aims to promote resilient, confident, independent and creative learners.



Where will Forest School take place?

- Forest School sessions will take place in West Ham Park.
- The school grounds are also being developed to support more outdoor nature activities.



What will my child do at Forest School?

- Children carry out a range of outdoor activities that develop their skills and knowledge relating to the National Curriculum.
- Some activities may include: mini beast hunts; plant and animal identification; observation of seasonal changes; land art; tree-climbing; digging; whittling; sawing, den building, fire lighting and outdoor cooking.



What clothing will my child need to attend Forest School?

- For health and safety reasons, children need to wear weather-appropriate, full length clothing and walking boots or wellies.





But are we going on any trips?

We will be going on educational trips to support our learning and will have visitors in to share their experiences with us.

These will include:

Autumn -

Trip around School
Local visit -Church (Free)


Spring -

Theatre (TBC)
Local visit -Mosque (Free)

Summer -

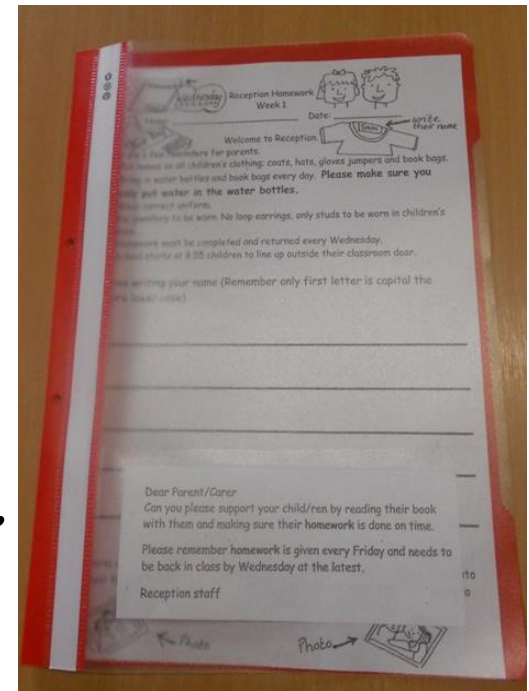
Farm - (costing TBC)
Paradise wildlife Park (costing TBC)

The trip form that went out this week gives permission for your children to attend all of these trips. Reminder slips will be sent home beforehand.



Homework

- Homework will be handed out on **Fridays** and will be returned on **Wednesday**.
- Homework should be a fun activity your child. If your child is reluctant to complete their homework, please inform your class teacher.





Online Home learning

(1) Bug Club

- An online reading & phonics resource
- Available for children to use at home and in school
- Login, username and school password will be sent out very soon.
- If you every misplace your logins please send us a message directly on studybugs.



Online Home learning 2

Espresso (learning platform/all subjects)

★ PUPIL LOGIN DETAILS ★

Curwen Primary School

Username: student20621

Password: cur123

Log in at:

www.discoveryeducation.co.uk



Online Home learning

Google Classroom is here....

- All children in EYFS will have a login. As your child moves through the school taught how to log on and access this platform
- This is an interactive online platform for learning which allows teachers to create learning opportunities and to give brief feedback
- Further refresher training for parents will be provided so that you can support your child in accessing and responding to tasks
- Please do not message staff on this facility



INTERNET SAFETY

In class we have displayed three main rules to stay safe online:

- Don't share personal information
- Don't communicate with strangers
- Tell a trusted adult if you are worried about something

Stranger Danger applies online!



If you are ever concerned about accessing information online or have any questions about internet safety, you can speak to your class teacher or the ICT co-ordinator (Mr Woolstencroft).

There are several websites offering help and advice about how to stay safe online. Just search 'e-safety', e.g.

<https://www.thinkuknow.co.uk/>

THINK UK KNOW
Welcome to CEOP's Thinkuknow

Come in to find the latest information on the sites you like to visit, mobiles and new technology. Find out what's good, what's not and what you can do about it. If you look after young people there's an area for you too - with resources you can use in the classroom or at home. Most importantly, there's also a place which anyone can use to [report](#) if they feel uncomfortable or worried about someone they are chatting to online. All the information here is brought to you by the team at the [NCA's CEOP Command](#). We hope you like it!

Are you...

5-7?	8-10?	Parent/Carer?
11-13?	14+?	Teacher/Trainer?

INTERNET SAFETY

Online Gaming

Is the content age appropriate?

Fortnite PGI=12 years old

RoadBlox=7 years old

Hello Neighbour PGI=13 years old




Lots of games have communication facilities that allow strangers to contact your child. Do you know who your child is 'chatting' to?




How can you support your child's learning?

- Make sure they come to school every day
- Build their independence and self-confidence
- Support your child with their homework
- Water bottle with name
- Bring their P.E. KIT to school on Monday
- Use BUG Club (logins to be provided)
- Talking about their experiences at school



Well-being



At the end of the school day, your children have lots to share with you. They may have stickers, they may have learned something really exciting they'd like to tell you about!

Please, leave your phones in your pockets for 10 minutes while you greet your child.

And please don't be offended if we don't let your child out until you have finished your call.



Welcome them with a smile, not a mobile phone.

This ensures teachers can quickly and safely hand over children and relay any messages.

Please remember to inform the office as well as the class teacher of any changes in the collection of your child.

N  **PHONE
ZONE**



2022-2023 Big Events @ Curwen

- Parents' Evening - Wed 19th & Thurs 20th October (via Zoom)
- Early Reading and Phonics workshop -TBC
- Children in Need (dress in something spotty) - Fri 18th November
- Christmas Concert - TBC
- World Book Day - Thus 2nd March
- Parents' Evening - Tues 7th & Wed 8th February (in school)
- International Family Week Starts - 13th-17th March with Carnival Fri 17th
- Easter Bonnet Parade - TBC
- Sports Day TBC
- Summer Concert - TBC



Keeping in touch...

Please download Studybugs and check our weekly newsletter (online).



Members of school staff are on duty before and after school every day.

Attend virtual coffee mornings for parents and workshops. Keep checking the newsletter for more information.

Contact the office to arrange conversations with class teachers via phone if needed. You will be called back when the teacher is not teaching.



How to find out what's going on...

- School newsletter (sent via App/paper copies from office)
- School News App School website
- 'What we are learning' leaflet (termly)
- Check your child's school bag for letters
- Window notices
- Notice boards
- Speaking to staff before and after school
- Telephone/visit the school office



And finally...

Thank you all for listening.

With your support, we hope that Reception will be a memorable and successful year for our children.

If ever, you have any concerns or would like to discuss anything regarding your child, please don't hesitate to ask.

If you contact the office, they will gladly arrange an appointment by phone.

Together **E**veryone **A**chieves **M**ore!



Any questions?

