

**Curwen Primary School**  
Together Everyone Achieves More

# WELCOME TO YEAR 1

Are we going on any trips?

What are we learning about this year?

Welcome back . . .



When are we doing PE?

What is the name of your teacher?



# Introductions . . . . .

*The main members of staff who will be working in **Year 1** this year are:*

**Assistant Head Teacher: Mr Potter**

**Head of Year 1: Mrs Khan**

**Teachers: Mrs Khan, Miss Sardar, Miss Nea, Miss Lam & Miss Islam**

**Support staff: Mrs Samji, Miss Clarisse, Ms Barber, Miss Paula & Miss Aisha**



# Curwen's Management Team

Each year group has a Year Group Leader. For Year 1 this is **Mrs Khan**.


Each year group has an Assistant Head Teacher responsible for the phase. For Year 1 this is **Mr Potter**.

We also have an Assistant Head Teacher responsible for Safeguarding, **Ms Sandhu**.

Deputy Head Teacher: **Ms White**.

**Mrs Mansfield** is the Head of School.

**Mr Harris** is the Executive Head Teacher, and works across the Tapscott Learning Trust.



# Safeguard & Pastoral Team



## Safeguarding Team

**Ms Sandhu** – Designated Safeguarding Lead / Safeguarding & Child Protection

**Mr Cameron** – Assistant Designated Safeguarding Lead/ Pastoral Team Lead

**Mrs Twatchman**- Family & Behaviour / Support Worker

**Mrs O'Hanlon**- Family & Behaviour / Support Worker



## Arriving at School

We are having soft openings and closings to minimise the number of people in the playground.

The gates will be open at **8.45** am and close at **8.55** am everyday, any children who are late should wait with a parent/carer outside the main office until your child/ren can be escorted to their class.

If you want to come to Breakfast Club it is from 7.45 - 8.30am everyday and costs 80p. (Children will not be admitted after 8.30am). Entrance to breakfast club is via the main office.



## Collecting your child

You can collect your children from their classrooms between 3:10-3:20pm. After this time, you are late.

The playground gates will be closed at 3:20pm.

If your child is collected after 3:30pm you maybe charged a late fee.

**PLEASE PHONE THE OFFICE AS SOON AS YOU KNOW YOU ARE GOING TO BE LATE COLLECTING YOUR CHILD TO AVOID BEING FINED.**



## Collecting your child - safety at the classroom door

Please be patient with teachers and staff whilst we get to know your faces at the end of the day.

We want to make sure that the children are sent home safely, so please be patient. The teacher may be speaking to a parent, so it may take a minute or 2 to dismiss your child.



Please stand back from the yellow arches to give children space to come out of the classrooms.

**PLEASE PHONE THE OFFICE  
IF SOMEONE DIFFERENT IS  
COLLECTING YOUR CHILD AT  
THE END OF THE DAY**



## After school childcare provision

After school we have a **6 o'clock club**. This runs Monday to Friday and is open to anyone.

The cost is **£10 per day** and children are supervised by members of school staff.

This club is flexible - some children stay all week but others only stay on certain days but this must be booked in advance.

Please speak to a member of the office staff if you would like more information about **6 o'clock club**.





## Clubs - extra curricular activities

Pre-COVID we offered lots of after school clubs for your children which ran from 3:15 to 4:30.

We hope to be able to start running after school clubs again in the coming weeks and we will be writing to you with information about this in the next couple of days.




## Clubs - continued....

There will be 2 types of clubs after school

(1) Invite clubs - these are additional learning support sessions delivered after school for specific children. School staff decide on who needs to attend these. **Starting end of September.**

(2) Extra-curricular activities e.g. cooking, art, sports, gymnastics - some of these will be paid for activities. Open to all children. **Starting after Half Term Holiday.**



# Uniform

- **Dark Grey or Navy** skirt, pinafore dress, tailored trousers, or tailored shorts
- **NO** leggings, joggers, jeggings or jeans & **White**, **Black** or **Grey** socks/tights
- **Navy Blue** jumper or cardigan (**NO** hoodies or branded jumpers or P.E. t-shirts)  
Curwen logo jumpers, cardigans and fleeces can be bought at the school office
- **White** shirt (long or short sleeve) or **White** polo shirt
- **Blue** Summer Dress
- **Hairbands/bobbles** - Plain **blue**, **black** or **white** not too big

**Footwear:** Shoes or trainers- **NO** open-toed sandals or Heelys  
Wellies can be worn but pupils must change into their shoes when inside the school

**Any Hijabs- NO pins:** White, Navy or Black

**P.E. KIT** **Curwen Blue P.E. t-shirt** -Sold at the school office

**Black** joggers, leggings or shorts      **Footwear-**comfortable trainers

**Jewellery - Only** stud earrings and a watch *Pupils will be asked to remove any unsuitable jewellery or hair dressings. The school cannot be held responsible for the loss or damage of these items as a result of this.* **NO** make-up, nail polish or false nails

# CPS

## Uniform & Clothing



- Uniform and jewellery
  - Name in **every** item of clothing
  - Small, stud earrings only
  - Hair bands must be plain and in school colours only
  - Sensible shoes
- PE Kit (Tuesday)
  - Please send your child into school wearing their PE kit and suitable footwear
  - At the moment children will not be changing at school
  - Name in **every** item of clothing
- Lost Property
  - Please encourage your child to put their jumpers/cardigans in their trays or school bags if they take them off
  - All lost property is disposed of at the end of every half term
  - Parents/carers are not permitted in the building to look for lost items



# Money

**We are now a cash free school.**

**ALL payments should be made online through  
'School Money' (including uniform)**

Please ensure you keep your online receipts for your records.

Class teachers have been instructed not to take cash or cheques. The only exception to this is charity donations.

**If you need any help setting this up then  
please speak to office staff.**

# Celebration/birthday treats

We request that parents **do not** send in party bags, sweets or treats for their child's birthday as this becomes very difficult for us to manage in school.

To celebrate children's birthdays, we invite them to wear **non-uniform** when it is their birthday. That way staff know it is their birthday and we can make it a special day for them. If their birthday is a Saturday or Sunday or in the holidays then they can choose whether to celebrate the Friday before or Monday after.





# Water bottles

- Please ensure your child brings a water bottle (with water!) each day
- This should be labelled with your child's name and class
- This is important now more than ever as the shared water fountains are currently all out of use



# Appointments

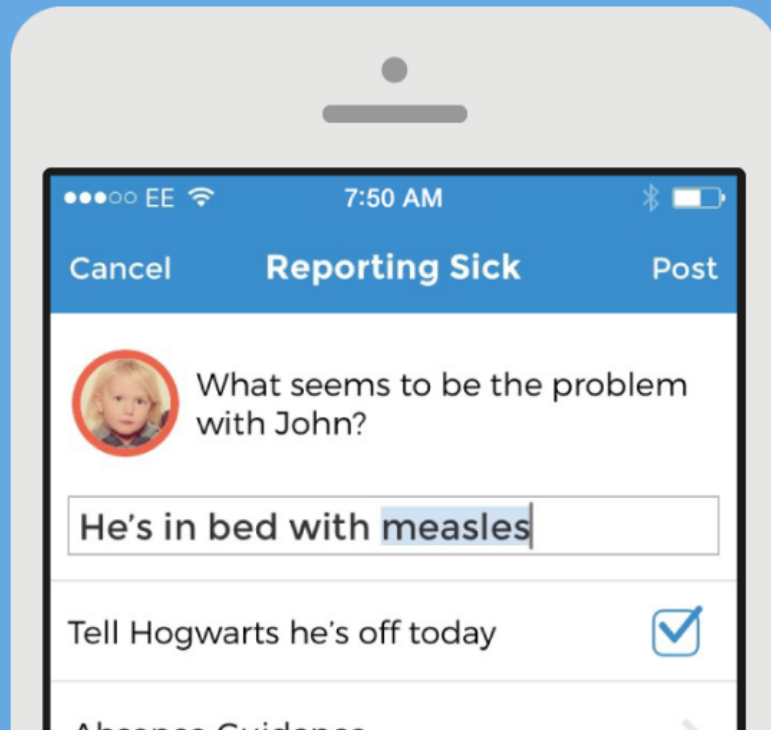
- All medical and dental appointments should be arranged outside of the school day.
- Where this is not possible, please inform us through Studybugs and provide evidence of the appointment.
- If your child is at an appointment in the morning, if you can not get them back to school before 12pm, then they should not come back until 1pm.
- **No children will be admitted during the lunch hour 12-1pm.**





# Report absences through our app...

Studybugs for Parents and Carers



**A better, safer way to report when your child is sick and off school.**

With a few quick taps or clicks, you can give your child's school all they need to record absence due to illness.

Get the free mobile app now...



...or register online to use via your web browser:

**Register Free!**

Already a user? [Sign in here.](#)

...and get useful school info straight to your phone!

**If your child is reported absent and we have not heard from you our attendance officer will be conducting home visits**



# Medical Conditions

Please ensure that all **medical details are up-to-date** – if anything changes, please let us know **immediately** by speaking to the **office**.

All children with asthma should have an **asthma pump permanently in class (make a note expiry date so you know when to contact your GP)**. If they require any other prescribed medication, then please bring this to the office ONLY.

**DO NOT GIVE ANY MEDICATION OR ASTHMA PUMPS TO CLASS TEACHERS OR SEND IT IN YOUR CHILD'S BAG**

Throughout the year we will be contacting parents to update care plans. This is a legal requirement to ensure pupils are safe in school.



# Medical Conditions

If your child hurts themselves outside of school and it is necessary for them to wear a cast/bandage or have crutches etc, then you must inform us as soon as possible and accompany your child to the **main office** on their first day of return.

Staff will help you to complete a temporary health care plan before letting them come into school. This is for their own safety.

Please bring with you any paperwork that you are given from the A & E department or doctors.



## Autumn term

In topic this term, we will focus on the 'School and the local environment' and we will be looking at Human and Physical features. We will be learning about Kings and Queens as part of our History topic.

## Spring term

Our Geography topic for the Spring term is 'Travelling around the UK and other Countries' (International Week)

## Summer term

Our History topic is 'Changes within Living memory' for this we will be looking at schools and how children use to play in the past. If government advice changes, we will be attending the Museum of Childhood.

*More curriculum information is available on our website.*

# Lots of useful curriculum information can be found on our website:



## Homework

There will be homework available on this page:

Homework will be uploaded and completed by children on Google Classroom. Until children have been taught how to access and use Google Classroom, we will be uploading online activities for children to complete for their homework.

Homework - Friday 18th September 2020

English	Math	Topic
Reading: Read Fun Festivals on Bug Club. Complete the activities/ questions on the first and last	In Maths we have been learning about place value.  Practice reading numbers with your child.	Our new topic is 'Who Am I'?  Talk to your child about where they and/or other





- What we are learning
- Bounceback
- Homework
- Welcome Meeting Info
- Y2 Termly update & photos

# CPS



## Curwen's Core Skills



**Provisional**



## **But are we going on any trips?**

**We will be going on educational trips to support our learning and will have visitors in to share their experiences with us.**

**These will include:**

**Autumn -**

Tower of London (TBC)

Local walks (FREE)

Epping Forest (School pays for coaches)

Stratford Theatre to see Pantomime (School pays for)

**Spring -**

National Portrait Gallery (FREE)

London City Airport (FREE)

Emirates Cable cars (Approx £1.50)

**Summer -**

A Zoo - (School pays for coaches, entrance fee TBC)

Childhood Museum (FREE)

Unfortunately at this time, parent volunteers are not able to accompany us on trips, but we will let you know as soon as this changes.

**The trip form that went out this week gives permission for your children to attend all of these trips. Reminder slips will be sent home beforehand.**





## Literacy & Phonics



Our children continue to progress through the RML programme at the beginning of Year 1. This teaches them how to 'sound out' words in order to be able to read and write them.



## Maths





At Curwen, children follow Curwen's carefully designed maths curriculum which focuses on basic skills, calculations and reasoning. The focus this term will be on 'Number'.

Parent workshops for both Phonics and Maths will be run in the coming months to support you with working with your child at home.



# Spelling Challenge

- In Year 1 we would like to introduce a spelling award system to encourage your children to learn the High Frequency Words.
- They will be given practise sheets and will be tested each week.
- Each time they spell their words correctly, they will receive a certificate and move on to the next set of spellings
- We will be writing to you in the coming days to tell you more about this.





## Year 1 Weekly timetable

### Monday:

Reading, Literacy, Maths, Science or Topic

### Tuesday:

PE, Maths, Reading, Literacy and Topic

### Wednesday:

Reading, Literacy, Maths, Science or Topic

### Thursday:

Reading, Literacy, Maths, Science or Topic

### Friday:

Reading, Literacy, Maths, Circle Time, Library (every other week) and Celebration Assembly

*\*Topic includes Art, DT, Geography, History and Computing & changes each week.*



Example of a typical timetable:

	9:00	9:30	10:30	10:45	11:00	12:00	13:00	13:30	14:00	14:10	15:00
<b>Mon</b>	Reading	Literacy	Phase assembly		Maths		Reading/ handwriting	Topic/Science	Break	Topic/Science	Storytime
<b>Tue</b>	PE		Class assembly (book club)		Maths		Reading/ handwriting	Literacy	Break	Topic/Science	Storytime
<b>Wed</b>	Reading	Literacy	Class assembly (circle time)		Maths		Reading/ handwriting	Topic/Science	Break	Topic/Science	Storytime
<b>Thur</b>	Reading	Literacy	Class assembly		Music		Reading/ handwriting	Topic/Science	Break	Topic/Science	Storytime
<b>Fri</b>	Reading	Literacy	Reading/hand writing		Maths		Circle Time	Library visit	Whole School Assembly (Zoom)	Storytime	

# Forest Schools

## What is Forest School?

- It involves child-led sessions in a woodland or natural environment, primarily using natural resources.
- It aims to promote resilient, confident, independent and creative learners.



## Where will Forest School take place?

- Forest School sessions will take place in West Ham Park.
- The school grounds are also being developed to support more outdoor nature activities.



## What will my child do at Forest School?

- Children carry out a range of outdoor activities that develop their skills and knowledge relating to the National Curriculum.
- Some activities may include: mini beast hunts; plant and animal identification; observation of seasonal changes; land art; tree-climbing; digging; whittling; sawing, den building, fire lighting and outdoor cooking.



## What clothing will my child need to attend Forest School?

- For health and safety reasons, children need to wear weather-appropriate, full length clothing and walking boots or wellies.
- Due to COVID-19 we would like children to wear their own waterproofs and wellies where possible.







## RSE (Relationship & Sex Education)

J

Relationship and Health education was made mandatory for all primary schools to teach from spring 2020. It will be delivered through the school's PSHE (personal, social, health and economic education) curriculum.

Our curriculum was designed in consultation with Parents and is now in place from September 2021.

More information will follow this meeting for those that wish to find out more.



## Year 1 Phonics Check

- Government requirement - June 2022
- Read 40 words with a range of sounds in them.
- Some are real words and some are nonsense (Alien) words.
- Please attend to our reading/phonics workshop about this and support us with any activities.
- Please do not panic about this!



# Homework

All homework will be put online onto your Child's Google Classroom account each Friday and can be accessed through the school website. There will be a literacy task, a maths task and sometimes a topic project.

This will usually be revision of topics that have been covered in class that week.

Please speak to your child's class teacher if you are having any problems with this.



# Reading

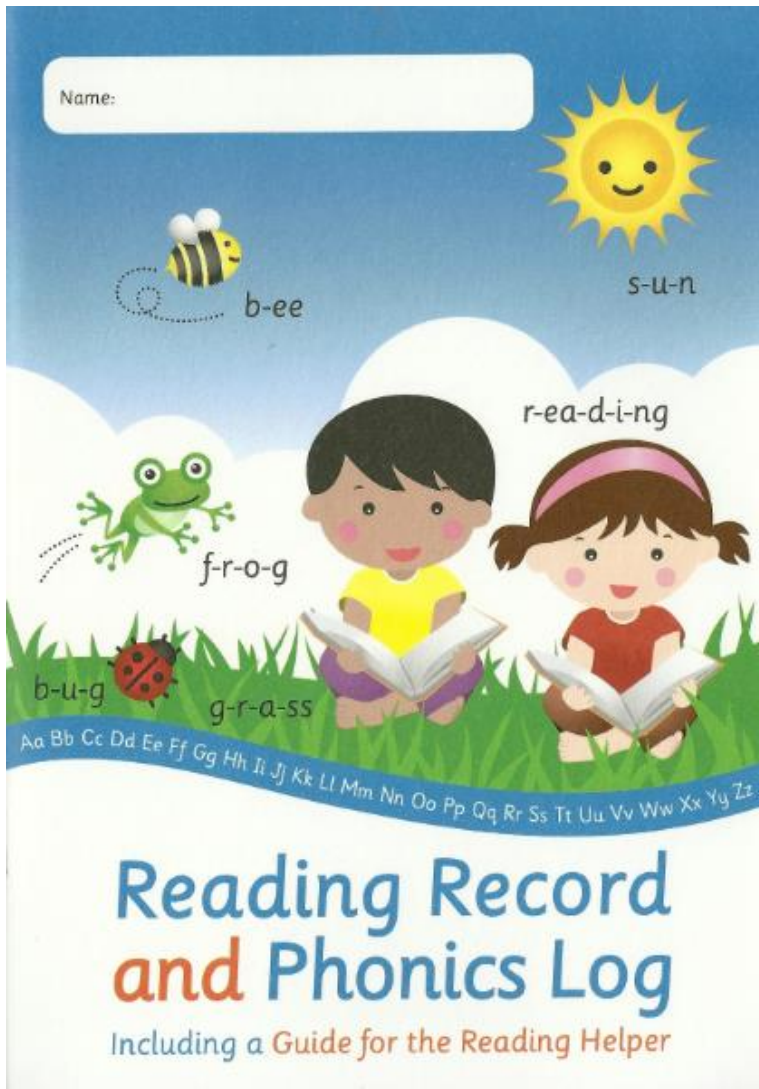
- In **Year 1** we expect pupils to be reading for at least 10-15 minutes (4 times per week minimum) to help pupils build on their fluency in reading.
- Children will soon be given a book by their teacher which matches their reading level and they can also select either a fiction or a non-fiction book from the school library.
- Year 1's library day is on a Friday every other week.
- **Please ensure books are placed in their book bags every day.**
- Reading book changing will take place on different days of the week, so please ensure that your child **ALWAYS** has these in their book bags.





# Home learning

## Reading Record



### Common Exception Words - Year 1

the	a	do	to	today
of	said	says	are	were
was	is	his	has	I
you	your	they	be	he
me	she	we	no	go
so	by	my	here	there
where	love	come	some	one
once	ask	friend	school	put
push	pull	full	house	our

### Common Exception Words - Year 2

door	floor	poor	because	find	kind
mind	behind	child	children	wild	climb
most	only	both	old	cold	gold
hold	told	every	everybody	even	great
break	steak	pretty	beautiful	after	fast
last	past	father	class	grass	pass
plant	path	bath	hour	move	prove
improve	sure	sugar	eye	could	should
would	who	whole	any	many	clothes
busy	people	water	again	half	money
Mr	Mrs	parents	Christmas		

### Some Other Frequently Used Words

and	up	little	very	came	help
in	had	as	look	oh	called
it	her	mum	don't	about	off
on	what	them	will	got	asked
for	out	down	into	their	saw
at	this	dad	back	too	make
but	have	big	from	day	an
that	went	when	him	made	
with	like	it's	get	time	
all	not	see	just	I'm	
can	then	looked	now	if	

# Home learning

Letter or letter group	Word to show the sound	Letter or letter group	Word to show the sound
i-e	time 	oe	toe 
o-e	phone 	ue	blue 
u-e	tune 	ew	threw 
ou	house 	oy	boy 
ir	girl 	aw	saw 
wh	wheel 	ph	photo 
au	sauce 		

Tick to show the reader knows the sounds

## Top Tips for the Reading Helper

- 1 Try to make reading time fun wherever possible. Aim to do little and often, but not when the reader is tired.
- 2 Make sure that you are using reading material with the right level of difficulty for the reader. Also, check that the content is suitable.
- 3 **Blending** - encourage the reader to break words down into a series of sounds, e.g. c-r-a-sh. Run your finger under each sound in turn to encourage the reader to blend the sounds together.
- 4 Identify some key letter groups in the story and ask the reader to look out for them. Use the child's reading log to record the new letters / letter groups you are focussing on in each session.
- 5 Encourage the reader to look at any pictures in the reading book to get an idea of what it is about. Discuss the pictures with the reader.
- 6 Make a note in the reading log of any tricky or hard words - particularly high frequency words.
- 7 Help the reader to 'work out' words which can't be blended by looking at the other words in the sentence or at the pictures in the book.
- 8 Talk about the book as much as possible:
  - Ask the reader to explain what happened or what may happen.
  - Ask questions about the story.
- 9 Occasionally read the book or some pages aloud before you ask the reader to read. This will help with understanding and it will give the reader a chance to hear the sounds before reading them. It will also demonstrate what fluent reading sounds like.
- 10 Draw attention to punctuation marks and help the reader to read with feeling, e.g. "HOORAY!" they shouted.
- 11 Play games with the reader. For example, you could:
  - Ask her/him to find a word on the page that rhymes with fish.
  - Try making up nonsense words for the reader to blend, e.g. twoch.
- 12 Use flash cards to practise high frequency words or letters / letter groups and their sounds.



# Home learning

My Reading Record		
Date	Book and page number	Comments
9/10	Gruffalo p 1-10	Tried hard Enjoyed the story
11/10	Gruffalo p 11-20	Tried hard to sound out words didn't know
14/10	Three pigs - all	Was able to read out loud confidently
20/10	Red fox	Needed help reading lots of words

Tricky words, or words to practise			
snake	found	important	sister
friend	house		

New sounds I have spotted (e.g. night rain)			



# Online Home learning

## (1) Bug Club

- An online reading & phonics resource
- Available for children to use at home and in school
- Login, username and school password will be sent out very soon.
- If you every misplace your logins please send us a message directly on studybugs.





# Online Home learning 2

## (2) Times Tables Rock stars

<https://ttrockstars.com/>

## (3) Espresso (learning platform/all subjects)

★ PUPIL LOGIN DETAILS ★

Curwen Primary School

**Username:** student20621

**Password:** cur123

**Log in at:**

[www.discoveryeducation.co.uk](http://www.discoveryeducation.co.uk)



# Online Home learning

## (4) Google Classroom is here....

- All children in Year 1 are currently being taught how to log on and access homework on Google Classroom this term.
- This is an interactive online platform for learning which allows teachers to create learning opportunities and to give brief feedback.
- Further refresher training for parents will be provided so that you can support your child in accessing and responding to tasks.
- Please do not message staff on this facility



# INTERNET SAFETY

**In class we have displayed three main rules to stay safe online:**

- Don't share personal information
- Don't communicate with strangers
- Tell a trusted adult if you are worried about something


**Stranger Danger applies online!!!!**



If you are ever concerned about accessing information online or have any questions about internet safety, you can speak to your class teacher or the ICT co-ordinator (Mr Woolstencroft).

There are several websites offering help and advice about how to stay safe online. Just search 'e-safety', e.g.

<https://www.thinkuknow.co.uk/>







# INTERNET SAFETY

## Online Gaming

Is the content age appropriate?

*Fortnite PGI=12 years old*

*RoadBlox=7 years old*

*Hello Neighbour PGI=13 years old*



Lots of games have communication facilities that allow strangers to contact your child. Do you know who your child is ‘chatting’ to?



# How can you support your child's learning?

- Homework
- Reading records - discussing the text with your child and asking them questions
- Handwriting
- BUG Club & other online learning
- Practising times tables
- Come wearing P.E. KIT each Tuesday
- Participate in any parent opportunities (virtual for now)
- Talking about their experiences



## Well-being



At the end of the school day, your children have lots to share with you. They may have stickers, they may have learned something really exciting they'd like to tell you about!

Please, leave your phones in your pockets for 10 minutes while you greet your child.

And please don't be offended if we don't let your child out until you have finished your call.



When collecting your children, please welcome them with a smile, not a mobile phone.

This ensures teachers can quickly and safely hand over children and relay any messages.

Please remember to inform the office as well as the class teacher of any changes in the collection of your child.

**N**  **PHONE  
ZONE**

---

# Provisional



## 2021-2022 Big Events @ Curwen

- Jeans for genes – 17<sup>th</sup> September (50p charity donation)
  - Parents' Evening – 19<sup>th</sup> & 20<sup>th</sup> October (via Zoom)
  - Early Reading and Phonics workshop –TBC
  - Children in Need (dress in something spotty) – 12<sup>th</sup> November
  - Christmas Concert - TBC
  - World Book Day – 3<sup>rd</sup> March
  - Parents' Evening – 9<sup>th</sup> & 10<sup>th</sup> February (in school)
  - International Family Week Starts – 21<sup>st</sup>-25<sup>th</sup> March with Carnival TBC
  - Easter Bonnet Parade - TBC
  - Family Week Starts - TBC
  - Summer Concert - TBC
- Sports Day TBC



# Keeping in touch...

Please download Studybugs, the school app and check our weekly newsletter (online).



Members of school staff are on duty before and after school every day.

Attend virtual meetings for parents and workshops. Keep checking the newsletter for more information.

Contact the office to arrange conversations with class teachers via phone if needed. You will be called back when the teacher is not teaching.



## How to find out what's going on...

- School newsletter (sent via App/paper copies from office)
- School News App School website
- 'What we are learning' leaflet (termly)
- Check your child's school bag for letters
- Window notices
- Notice boards
- Speaking to staff before and after school
- Telephone/visit the school office





# And finally...

## Thank you all for listening.

With your support, we hope that Year 1 will be a memorable and successful year for our children.

If ever, you have any concerns or would like to discuss anything regarding your child, please don't hesitate to ask.

If you contact the office, they will gladly arrange an appointment by phone.

# **T**ogether **E**veryone **A**chieves **M**ore!



# Any questions?

