

# Curwen Primary School

Together Everyone Achieves More

# WELCOME TO YEAR 2

Are we going on any trips?

What are we learning about this year?

Welcome back . . .

When are we doing PE?



What is the name of your teacher?



CPS

# Introductions . . . .

*The members of staff who will be working  
in **Year 2** this year are:*

Assistant Head Teacher: **Mr Potter**


Head of Year: **Mrs Richards**

Teachers:

**Mrs Richards, Miss Ingram, Miss Montiel, Ms Sardar,  
Miss Malik**

Support Staff:

**Mrs Elliot, Mr Turpin, Mrs Macalintal, Miss Anderson,  
Miss Ferreira**



# Curwen's Management Team

Each year group has a Year Group Leader. For Year 2 this is **Mrs Richards**.

Each year group has an Assistant Head Teacher responsible for the phase. For Year 2 this is **Mr Potter**.

We also have an Assistant Head Teacher responsible for Safeguarding, **Ms Sandhu**.

We have two Deputy Head Teachers: **Mrs Britton** and **Ms White**.

**Mrs Mansfield** is the Head of School.

**Mr Harris** is the Executive Head Teacher, and works across the Tapscott Learning Trust.



*Like last year....*

The school starts at **8.55am** every day, so you need to be in the playground before then (about 8.50am).

If you want to come to Breakfast Club it is from 8.00 - 8.30am everyday and costs 70p. (Please note, if you arrive after 8.30am, you can't get in!)

School finishes at **3.15pm** everyday, and if you are going to clubs they finish at **4.30pm**. Children need to be collected at those times.



After school we have a 6 o'clock club. This runs Monday to Friday and is open to anyone.

The cost is £9 per day and children are supervised by members of school staff.

This club is flexible-some children stay all week but others only stay on certain days.

Please see a member of the office staff if you would like more information about 6 o'clock club.




# Clubs

We offer lots of FREE after school clubs for your children which run from 3:15 to 4:30.

We encourage all the children to try and attend at least one club a week.

The behaviour expectations during clubs are the same as the daily expectations at Curwen and can ultimately determine whether a child can continue attending.



# Clubs


Club choices letters will be handed out at the beginning of next week after children have added their voice - this is so that you can have a discussion with them about which clubs they would like to do.

A confirmation letter will be sent home soon after.

Clubs will begin in first week of October.

A common question we are asked is "Can both of my children have a club on the same evening?" Unfortunately being such a large school with many families, we are unable to accommodate this.

**Promptly collect your child by 4.30pm!**



# Children's University


- Children should continue to collect stamps/signatures in their passports (*either by: attending some Curwen clubs and by visiting 'learning destinations' around London & further afield*)

- When your child reaches 30, 65, 100 or more stamps/signatures (*called University hours*), they are invited to a graduation presentation. **We will inform you when we will be checking passports.**



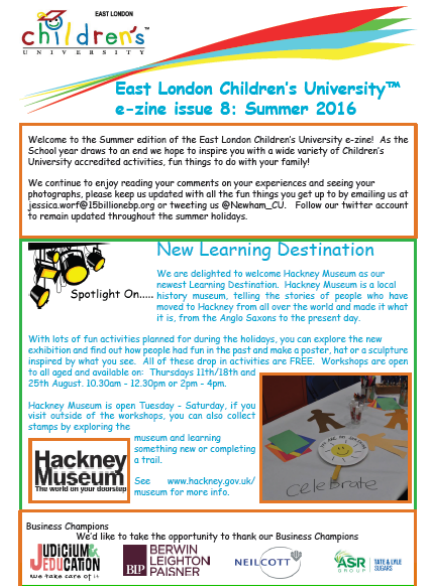
- The purpose is to promote and celebrate additional learning experiences outside of the school day e.g. karate, swimming, ballet, drama, visiting libraries, art galleries or museums etc





# Children's University (2)

- Lists of 'Learning Destinations' are available from the office & sent out regularly
- The 'E-zine newsletter' is sent out just before every holiday with details of additional activities/events to collect more stamps/signatures
- Passports can be replaced at the office for £3
- If you have any questions, please speak to the office or Mr Potter





## Autumn term

Our topic this term is 'Exploring London'. We will focus on 'The Great Fire of London', visit St Paul's Cathedral and enjoy a London City walk.

## Spring term

Our topic for the Spring term is 'Exploring our rights' We will focus on Heroes and significant individuals.

We will also be comparing Plaistow and London to other places in the world, looking at similarities and difference.

## Summer term

Our topic is 'Exploring the UK', looking at different regions of our country and the seaside.



## What is our weekly timetable?

### Monday:

RML/Literacy, Maths, Science or topic

### Tuesday:

RML/Literacy, Maths, Science or Topic

### Wednesday:

RML/Literacy, Maths, Science or Topic

### Thursday:

Spelling, R.E., Music, RML/Literacy, Maths

(Library every other week)

### Friday:

RML/Literacy, Maths and PE

(Gold badges/Fantastic Friday/Celebration assembly)

# What is our weekly timetable?



	8:55	9:30	10:00	10:30	10:45	11:00	12:00	13:00	13:10	14:00	14:10	14:30	15:00
<b>Mon</b>	Reading Time	Grammar	RML / Lit.	Assembly SMT		<b>BREAK</b>	Maths		Handwriting	Science/Topic	Break	Science/Topic	Storytime
<b>Tue</b>	Reading Time	RML / Literacy		Class Assemblies (Theme of the week)			Maths		Handwriting	Science/Topic	Break	Science/Topic	Storytime
<b>Wed</b>	Reading Time	RML / Literacy		Class Assembly (book club)			Maths		Handwriting	Art/DT	Break	EE/PSHE	Storytime
<b>Thur</b>	PPA Spelling	R.E.		Singing Assembly			Music	Library	Handwriting	RML/Literacy	Break	Maths	Storytime
<b>Fri</b>	Reading Time	Grammar	RML / Lit.	Class assembly (circle time)			Maths		Whole School Assembly		P.E.		Storytime
								<b>LUNCH</b>					



## Literacy




Our children continue to progress through the RML programme at the beginning of Year 2. This teaches them how to 'sound out' words in order to be able to read and write them.

Later in the year, children will progress on to the Language and Literacy scheme, where they continue to develop their understanding of the English language and apply their knowledge.



## Maths



At Curwen, children are taught using principles from the 'MMS' (Maths Makes Sense) scheme. There is a huge focus on being able to work out calculations using column method.



Parent workshops for both RML and MMS are run yearly - we will share these dates with you at the end of this meeting.



## SATS


- Government requirement - May 2019
- Reading, writing, maths, grammar
- Important not to book any holidays all year, in school time
- There will be an information meeting in January 2018

# Year 2 expectations

## Homework

Homework will be handed out on Friday and **MUST** be handed in by Wednesday of the following week. This means that if they are stuck they have a few days to ask for help from their teacher.

There is a homework club which will also run if your child requires some support or resources. Please see the club form for details, when your child receives it.



# Year 2 Expectations

## Reading

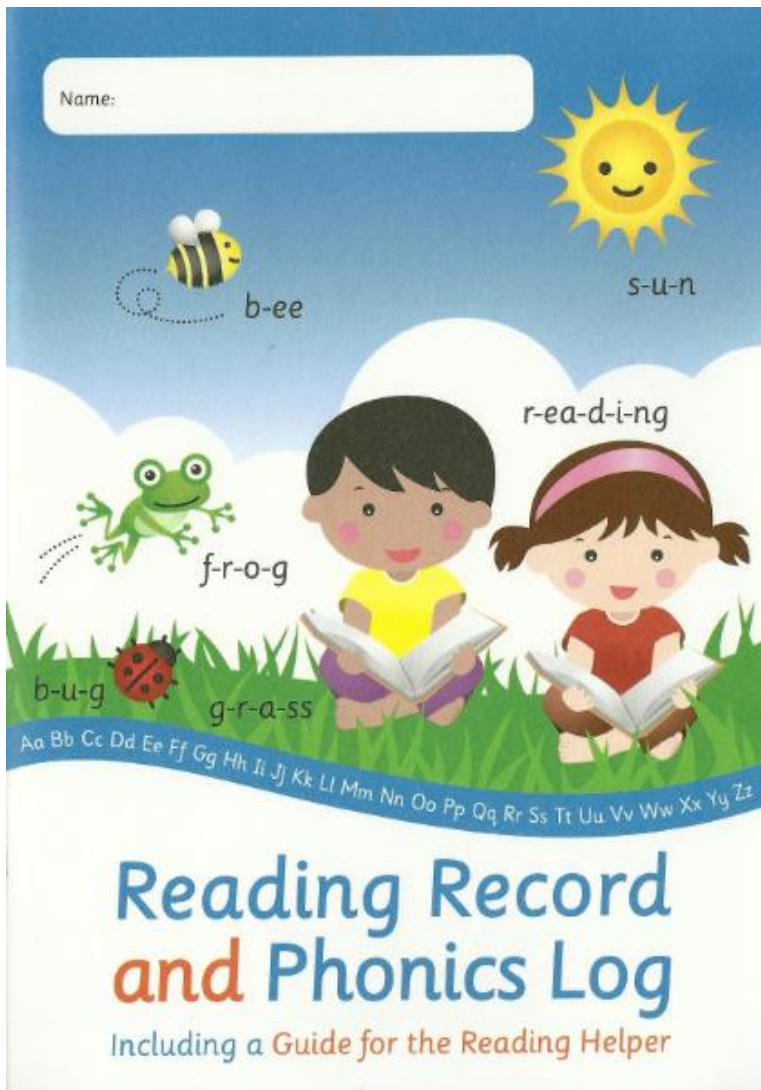
- In **Year 2** we expect pupils to be reading for at least 15-20 minutes each day to help pupils build on their fluency in reading.
- Children are given a book by their literacy teacher which suits their reading level and they can also select a fiction and a non-fiction book from the library.
- Year 2's library day is on a Thursday every other week.
- **Please ensure books are placed in their book bags every day.**
- Reading records should be signed regularly. Pupils should have them **every day** in their book bags.
- Pupils receive a raffle ticket for each day they read.





# Home learning

## Reading Record



#### Common Exception Words - Year 1

the	a	do	to	today
of	said	says	are	were
was	is	his	has	I
you	your	they	be	he
me	she	we	no	go
so	by	my	here	there
where	love	come	some	one
once	ask	friend	school	put
push	pull	full	house	our

#### Common Exception Words - Year 2

door	floor	poor	because	find	kind
mind	behind	child	children	wild	climb
most	only	both	old	cold	gold
hold	told	every	everybody	even	great
break	steak	pretty	beautiful	after	fast
last	past	father	class	grass	pass
plant	path	bath	hour	move	prove
improve	sure	sugar	eye	could	should
would	who	whole	any	many	clothes
busy	people	water	again	half	money
Mr	Mrs	parents	Christmas		

#### Some Other Frequently Used Words

and	up	little	very	came	help
in	had	as	look	oh	called
it	her	mum	don't	about	off
on	what	them	will	got	asked
for	out	down	into	their	saw
at	this	dad	back	too	make
but	have	big	from	day	an
that	went	when	him	made	
with	like	it's	get	time	
all	not	see	just	I'm	
can	then	looked	now	if	

# Home learning

Letter or letter group	Word to show the sound	Letter or letter group	Word to show the sound
i-e	time 	oe	toe 
o-e	phone 	ue	blue 
u-e	tune 	ew	threw 
ou	house 	oy	boy 
ir	girl 	aw	saw 
wh	wheel 	ph	photo 
au	sauce 		

Tick to show the reader knows the sounds

## Top Tips for the Reading Helper

- 1 Try to make reading time fun wherever possible. Aim to do little and often, but not when the reader is tired.
- 2 Make sure that you are using reading material with the right level of difficulty for the reader. Also, check that the content is suitable.
- 3 **Blending** - encourage the reader to break words down into a series of sounds, e.g. c-r-a-sh. Run your finger under each sound in turn to encourage the reader to blend the sounds together.
- 4 Identify some key letter groups in the story and ask the reader to look out for them. Use the child's reading log to record the new letters / letter groups you are focussing on in each session.
- 5 Encourage the reader to look at any pictures in the reading book to get an idea of what it is about. Discuss the pictures with the reader.
- 6 Make a note in the reading log of any tricky or hard words - particularly high frequency words.
- 7 Help the reader to 'work out' words which can't be blended by looking at the other words in the sentence or at the pictures in the book.
- 8 Talk about the book as much as possible:
  - Ask the reader to explain what happened or what may happen.
  - Ask questions about the story.
- 9 Occasionally read the book or some pages aloud before you ask the reader to read. This will help with understanding and it will give the reader a chance to hear the sounds before reading them. It will also demonstrate what fluent reading sounds like.
- 10 Draw attention to punctuation marks and help the reader to read with feeling, e.g. "HOORAY!" they shouted.
- 11 Play games with the reader. For example, you could:
  - Ask her/him to find a word on the page that rhymes with fish.
  - Try making up nonsense words for the reader to blend, e.g. twoch.
- 12 Use flash cards to practise high frequency words or letters / letter groups and their sounds.



# Home learning

My Reading Record		
Date	Book and page number	Comments
9/10	Gruffalo p 1-10	Tried hard Enjoyed the story
11/10	Gruffalo p 11-20	Tried hard to sound out words didn't know
14/10	Three pigs - all	Was able to read out loud confidently
20/10	Red fox	Needed help reading lots of words

Tricky words, or words to practise			
snake	found	important	sister
friend	house		

New sounds I have spotted (e.g. night rain)			

# Home learning

## Bug Club

- An online reading resource
- Available for children to use at home and in school
- Login, username and school password will be located in Reading Records (in the next couple of weeks)





# How can you support your child's learning?

- Homework
- Reading records - discussing the text with your child and asking them questions
- Handwriting
- BUG Club
- Practising times tables
- P.E. KIT
- Visiting your child's class- sharing expertise
- Talking about their experiences

C



## At Home Learning

### **Online Multiplication Challenge**

<http://onlinetests.lcp.co.uk>

**School Code: 3162012**

**Password: curwen2012**

**Put in:** Select year group &  
Date of birth

Click Num-Lock

Use number keys on right-hand side

### **LGFL - Espresso**

[www.espresso.lgfl.net/](http://www.espresso.lgfl.net/)

Using Fronter log-in

### **Bug Club**

Reading and grammar support.

Teachers will give pupils their log-ins. SL



**Buy uniform 10am-4pm**

# Uniform

J

- **Dark Grey or Navy** skirt, pinafore dress, tailored trousers, or tailored shorts
- **NO** leggings, joggers, jeggings or jeans & **White, Black** or **Grey** socks/tights
- **Navy Blue** jumper or cardigan (**NO** hoodies or branded jumpers or P.E. t-shirts)  
Curwen logo jumpers, cardigans and fleeces can be bought at the school office
- **White** shirt (long or short sleeve) or **White** polo shirt
- **Blue** Summer Dress
- **Hairbands/bobbles** - Plain **blue, black** or **white** not too big

**Footwear:** Shoes or trainers- **NO** open-toed sandals or Heelys  
Wellies can be worn but pupils must change into their shoes when inside the school

**Any Hijabs- NO pins:** White, Navy or Black

**P.E. KIT** **Curwen Blue P.E. t-shirt** -Sold at the school office  
**Black** joggers, leggings or shorts      **Footwear-**comfortable trainers


**Jewellery** - **Only** stud earrings and a watch *Pupils will be asked to remove any unsuitable jewellery or hair dressings. The school cannot be held responsible for the loss or damage of these items as a result of this.* **NO** make-up, nail polish or false nails

# Year 2 expectations

- Uniform and jewellery
  - Name in **every** item of clothing
  - Small, stud earrings only
  - Hair bands must be plain and in school colours only
  - Sensible shoes
- PE Kit (Friday)
  - Bring in a separate bag to change into (not underneath clothing)
  - Name in **every** item of clothing, including vests
- Lost Property
  - Box near 1K (inside)







## But are we going on any trips?

We will be going on educational trips to support our learning and will have visitors in to share their experiences with us.

These will include:

### Autumn -

St Paul's Cathedral & City Walk (Approx £3.60)

Museum of London (FREE)

Little Angel Theatre (School pays for)

### Spring -

West Ham Park Nature Garden (FREE)

National Gallery (FREE)


### Summer -

Colchester Zoo - (School pays for coaches, entrance Approx £8)

Chalkwell Beach (Train ticket Approx £2.50)

We are always pleased when Parents/carers volunteer to come along and help so please speak to teachers

The trip form that went out this week gives permission for your children to attend all of these trips. Reminder slips will be sent home beforehand.



## Money

**ALL payments should be made through the school office.**

Please ensure you receive a receipt and keep for your records.

Please **DO NOT** hand cash or cheques to class teachers.

**Parent Pay is changing**

You will receive information about this soon.



## Money

**ALL payments should be made through the school office.**

Please ensure you receive a receipt and keep for your records.

Please **DO NOT** hand cash or cheques to class teachers.

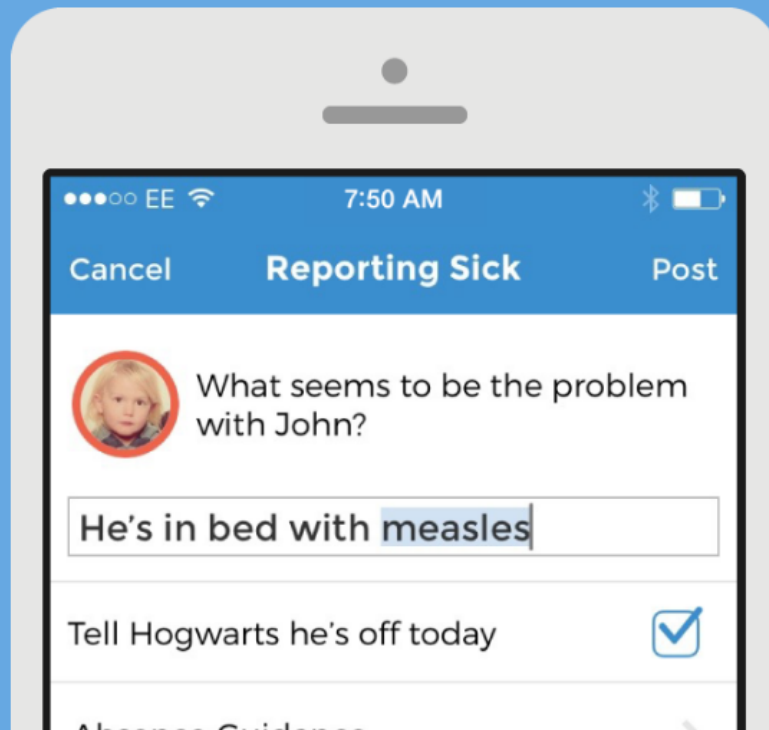
**Parent Pay is changing to a system called SchoolMoney**

You will receiving a letter about this in the next few days.



# Report absences through our app...

Studybugs for Parents and Carers



**A better, safer way to report when your child is sick and off school.**

With a few quick taps or clicks, you can give your child's school all they need to record absence due to illness.

Get the free mobile app now...



...or register online to use via your web browser:

**Register Free!**

Already a user? [Sign in here.](#)

...and get useful school info straight to your phone!

**If your child is reported absent and we have not heard from you our attendance officer will be conducting home visits**



## **Keeping in touch...**


Please download Studybugs, the school app and check our weekly newsletter (online).

Members of school staff are on duty before and after school every day.

We hold regular coffee mornings for parents, open sessions and workshops. Keep checking the newsletter for more information.



## Well-being



At the end of the school day, your children have lots to share with you. They may have stickers, they may have learned something really exciting they'd like to tell you about!

Please, leave your phones in your pockets for 10 minutes while you greet your child.

And please don't be offended if we don't let your child out until you have finished your call.



When collecting your children, please welcome them with a smile, not a mobile phone.

This ensures teachers can quickly and safely hand over children and relay any messages.

Please remember to inform the office as well as the class teacher of any changes in the collection of your child.

**N**  **PHONE  
ZONE**

The graphic features the word 'NO' in large, bold, black letters. The letter 'O' is replaced by a red circle with a diagonal slash through it, and a black mobile phone icon is positioned inside the circle. To the right of this graphic, the words 'PHONE' and 'ZONE' are stacked vertically in large, bold, black letters.



# INTERNET SAFETY

**In class we have displayed three main rules to stay safe online:**

- Don't share personal information
- Don't communicate with strangers
- Tell a trusted adult if you are worried about something

**Stranger Danger applies online!!!!**








If you are ever concerned about accessing information online or have any questions about internet safety, you can speak to your class teacher or the ICT co-ordinator (Mr Adejokun).

There are several websites offering help and advice about how to stay safe online. Just search 'e-safety', e.g.

<https://www.thinkuknow.co.uk/>





# INTERNET SAFETY

## Online Gaming

ROBLOXS

FORTNITE

Pupils are able to be messaged by strangers and communicate with them

How many friends have your children got online?

Do they understand what a stranger is?



# Medical Conditions

Please ensure that all **medical details are up to date** – if anything changes, please let us know immediately by speaking to Mrs Welch and Ms Britton.

All children with asthma should have an **asthma pump permanently in class (check expiry date regularly)**. If they no longer require an asthma pump, please put this in writing with a letter from the doctors.

Throughout the year we will be contacting parents to up-date care plans. This is a legal requirement to ensure pupils are safe in school.



# What is Place2Be?

**Place2Be** aims to promote children's mental health and learning by offering a range of services to support individuals and their families.

**Place2Talk:** a lunchtime drop-in service for all children from Y1 to Y6.

**Place2Be One-to-One Counselling:** Children are referred for a number of reasons and with parental consent attend weekly counselling sessions for up to a year.

## **Parent Counselling:**

We have a free and confidential adult counselling service available to parents on a Friday afternoon.



# Parental Consent for Place2Talk

One of the most popular aspects of Place2Be's support in schools is called 'Place2Talk'. It's open to all pupils, and they can make an appointment to spend 15 minutes with a trained counsellor, either by themselves or with a friend. On average, about a third of pupils in Place2Be's schools take advantage of this service every year. Pupils often talk about friendships or any worries they may have.

Unless we hear otherwise from you, the school and Place2Be will assume that your child has parent/carers' permission to come to Place2Talk. However, if you would like to find out more, or would prefer that your child does not use this service, please contact Rodney Dee (Place2Be School Project Manager) on 020 8472 0290 who will be very happy to answer any questions.



## 2018-2019 Big Events @ Curwen

- Early Reading and Phonics workshop 18<sup>th</sup> of September 9:00 and 5:00pm
- Jeans for genes - 21<sup>st</sup> of September (50p charity donation)
- Maths Open Morning 16<sup>th</sup> October
- Parents' Evening 17<sup>th</sup> & 18<sup>th</sup> October
- E-Safety Open Afternoon 15<sup>th</sup> November
- Children in Need Disco 16<sup>th</sup> November
- Christmas Concert 6<sup>th</sup> of December
- Christmas Fair 7<sup>th</sup> December
- Reading Open Morning & World Book Day 8<sup>th</sup> Feb
- Parents' Evening 12<sup>th</sup> & 13<sup>th</sup> February
- Science Open afternoon 13<sup>th</sup> March
- International Week Starts 25<sup>th</sup> March with Carnival
- Easter Bonnet Parade 1<sup>st</sup> April
- Family Week Starts 1<sup>st</sup> July
- Sports Day 4<sup>th</sup> of July
- Summer Concert - 12<sup>th</sup> of July.





**Come and join our coffee mornings!**

- Speak to members of school staff
- Meet other parents
- Ask questions
- Join our Friends of Curwen project group and work towards an event

**Check App  
and weekly  
newsletters  
for dates**





## How to find out what's going on...

- School newsletter (sent via App/paper copies from office)
- CPS App (leaflets on seats)
- School website
- 'What we are learning' leaflet (termly)
- Check your child's school bag for letters
- Window notices
- Notice boards
- Speaking to staff before and after school (before the first bell rings)
- Telephone/visit the school office



# And finally...

## Thank you all for coming in.

With your support, we hope that Year 2 will be a memorable and successful year for our children.

If ever, you have any concerns or would like to discuss anything regarding your child, please don't hesitate to ask.

If you contact the office, they will gladly arrange an appointment.

# **T**ogether **E**veryone **A**chieves **M**ore!



# Any questions?

