

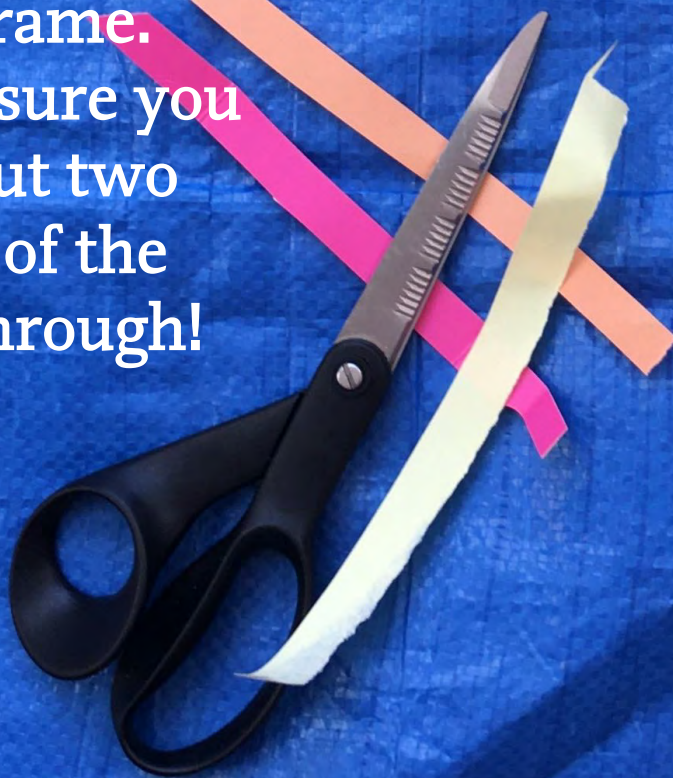


Open
Spaces

Registered Charity

Make a paper weaving


1. Cut strips into a piece of paper to make your frame. Make sure you only cut two thirds of the way through!



2. Find different coloured paper from magazines and cut them into strips of different lengths.



3. Weave the strips between the paper frame to make your own design!



This is one of
14 green spaces
managed by the
City of London at
little cost to the
general public.



Open
Spaces

Registered Charity

Make a collagraph print

1. Stick different
shapes or patterns
onto cardboard.



2. Paint onto the
cardboard lightly and
evenly.



3. Put
paper
on the
cardboard
and rub it.



4. Carefully
peel off the
paper to
reveal your
collagraph
print!

This is one of
14 green spaces
managed by the
City of London at
little cost to the
general public.



Open
Spaces

Registered Charity

Make a shadow puppet

1. Find a stick and some cardboard. Cut out a design and attach it to the stick with tape.

2. Use a lamp or torch against a light background to make a shadow! Try moving your puppet closer and further away from the light. What happens?


This is one of 14 green spaces managed by the City of London at little cost to the general public.

Make a seed packet

1.



2.




3.



4.



5.



6.



4. Start with a square piece of paper, follow the guide to make your own wildflower seed packet!