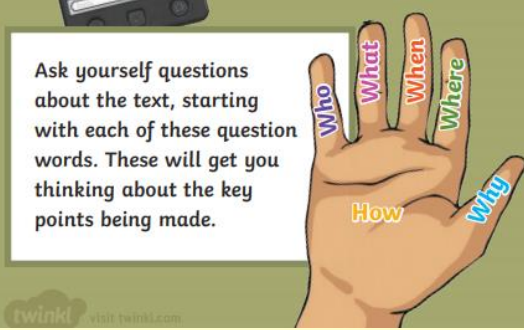





Year 3 Homework

Set date: Friday 2nd October

English	Maths	Science	Topic
<p><u>Reading</u> This week, some of us have learned about summarising what we've read. Summarising means retelling the main ideas or events in your own words - usually only in a few sentences!</p>  <p>Ask yourself questions about the text, starting with each of these question words. These will get you thinking about the key points being made.</p> <p>Summarise a chapter or short story that you've read this week. A good place to start is to answer the '5Ws and 1H' – who, what, when, where, why and how. Can you do summarise what you've read in only 3 sentences?</p>	<p>Do you know what number the dienes represent? Count your Hundreds, Tens and Ones/Units to figure it out. Additional place value game: https://www.topmarks.co.uk/learning-to-count/place-value-basketball</p>  <p>Spend 20 minutes per day practising your times tables and division facts. Can you challenge a friend or teacher?!</p>	<p>Choose one of the 4 things humans need to survive and research some more information about it. e.g:</p> <ul style="list-style-type: none">• How much water do we need to drink each day to survive?• What food gives us the most energy?• We breathe in oxygen, but what do we breathe out?• What would happen if we did not have shelter?  <p>What do you think animals need to survive? Watch this video and play the</p>	<p>As part of our 'Who am I' topic, we will be looking at our local area. We learnt that we live in Plaistow, which is part of the borough of Newham.</p> <p>To get thinking about our local area, think of a trip that you take often – e.g. going to the supermarket, visiting the library or going to see grandparents.</p> 

Spelling

Adjectives are describing words. It provides more information about a **noun** (a thing, place or person) or a pronoun. They tell you what something is like.



Here are a list of adjectives we should know how to spell in Year 3.

1. busy
2. naughty
3. important
4. famous
5. natural
6. popular
7. strange
8. special

Copy each word out at least 5 times to help you remember.

Challenge: Can you write a sentence for each word to describe something?

Writing

Draw and describe one of the characters from the book you are reading at the moment with your class. Use interesting adjectives to describe what they look like, but also think about their personality – are they kind? Horrible? Funny? Daring? How do you know?

Google classroom homework:

Complete the assignment called 'Grammar Homework' on Google Classroom.



Practise counting aloud forwards and backwards in multiples of 4.

e.g: 4, 8, 12, __, __...

80, 76, 72, __, __...

Practice adding two numbers together. What level will you make it to?

Addition game:

<https://www.sheppardsoftware.com/math/addition/fruit-splat-game/>

Challenge: Can you learn a new times table? Write it out on a piece of paper or on microsoft word/google docs.

Google Classroom homework:

Complete the column addition questions by working out the answers on a bit of paper and then typing them in the document. Remember to click on 'Submit' and then 'Turn in' to hand in your assignment.

survival game!

<https://www.bbc.co.uk/bitesize/topics/z6882hv/articles/zx38wmn>

Keep a diary of how much water you drink in 1 day. Are you drinking the recommended amount for your age? Search on the internet to find out.



Can you draw a simple map showing some of the shops, places and landmarks that you pass by on the way?

Challenge: Label as many places as you can.

Remember to click on 'Submit' and then 'Turn in' to hand in the assignment.			
---	--	--	--

If you have forgotten any of your login details, send us a message on StudyBugs and we will send them over.

Don't forget to have a look on some of the other areas of the website for lots of useful ideas for learning activities.

We would love to see pictures of your learning at home! Send them to homelearning@curwen.tlt.academy with your name and class and we may feature them on our website.