

Curwen Primary School

Together Everyone Achieves More

WELCOME TO YEAR 2

Are we going
on any trips?

What are we
learning about
this year?

Welcome back . . .

When are we
doing PE?



What is the
name of your
teacher?

Introductions

*The members of staff who will be working in **Year 2** this year are:*

Assistant Head Teacher: **Mr Potter**

Head of Year: **Mrs Gandesha**

Teachers:

Mrs Gandesha, Miss Sonola, Mrs Sandu & Ms Leung

Support Staff:

Mr Turpin, Miss Thaniah, Miss Drilea & Miss Macalintal



Curwen's Management Team

Each year group has a Year Group Leader. For Year 2 this is **Mrs Gandesha**.


Each year group has an Assistant Head Teacher responsible for the phase. For Year 2 this is **Mr Potter**.

We also have an Assistant Head Teacher responsible for Safeguarding, **Ms Sandhu**.

Our Deputy Head Teacher is **Ms White**.

Mrs Mansfield is the Head of School.

Mr Harris is the Executive Head Teacher, and works across the Tapscott Learning Trust.



Safeguard & Pastoral Team



Safeguarding Team

Ms Sandhu – Designated Safeguarding Lead / Safeguarding & Child Protection

Mr Cameron – Assistant Designated Safeguarding Lead/ Pastoral Team Lead

Mrs Twatchman- Family & Behaviour / Support Worker

Mrs O'Hanlon- Family & Behaviour / Support Worker



Arriving at School

Gates to the playground will be open at 8:35am but there will be no staff in the playground until 8:45am, so you will need to supervise your children. Children are not permitted to use the playground equipment/climbing frames at this time.

Classroom doors will open at 8:45 am and close at 8:55 am everyday, any children who are late should make their way to the main office with a parent/carer and wait outside until your child/ren can be escorted to their class.

If you want to come to Breakfast Club it is from 7:45 - 8:30am everyday and costs £1 per day. (Children will not be admitted after 8.30am). Entrance to breakfast club is via the main office.



Collecting your child

You must collect your children from their classrooms at **3:15pm**. Gates will be open from 3:10pm for you to wait in the playground but children won't be dismissed until 3:15pm.

The playground gates will be closed at **3:25pm**. After this time, you are late and you will need to collect from the office.

If your child is collected after 3:30pm you may be charged a late fee.

PLEASE PHONE THE OFFICE AS SOON AS YOU KNOW YOU ARE GOING TO BE LATE COLLECTING YOUR CHILD TO AVOID BEING CHARGED.



Collecting your child - safety at the classroom door

Please be patient with teachers and staff whilst we get to know your faces at the end of the day.

We want to make sure that the children are sent home safely, so please be patient. The teacher may be speaking to a parent, so it may take a minute or 2 to dismiss your child.



Please stand back from the yellow arches to give children space to come out of the classrooms.

**PLEASE PHONE THE OFFICE
IF SOMEONE DIFFERENT IS
COLLECTING YOUR CHILD AT
THE END OF THE DAY**



Scooter & bike safety - before/after school

The playground is a very busy place so all children and adults must **COMPLETELY** dismount from scooters and bikes once on school premises. Expect to be spoken to by school staff and if it continues, your child may not be permitted to bring their scooter/bike to school any longer.

Last year there were several collisions/injuries in the playground relating to scooter/bike usage before & after school.



Thank you for helping to keep all of our school community safe.



After school childcare provision

After school we have a **6 o'clock club**. This runs Monday to Friday and is open to anyone.

The cost is **£12 per day** and children are supervised by members of school staff.

This club is flexible - some children stay all week but others only stay on certain days but this **must be booked in advance**.

Please speak to a member of the office staff if you would like more information about **6 o'clock club**.



After school clubs (Yrs 1-6)

There will be 2 types of clubs after school

- (1) Additional Tuition - these are additional learning support sessions delivered after school for specific children. School staff decide on who needs to attend these & they are free. Starting week beginning 25th September.
- (2) Extra-curricular activities e.g. cooking, art, sports, gymnastics - there will be a charge for most of these activities. Open to all children. Starting after October Half Term Holiday.

Letters will be coming out in the next couple of weeks about this.



Half-term Holiday club

In the October Half-term holiday we are running a 2 day holiday club for years 1-6 at Curwen 10am-3pm
(Monday 23rd and Tues 24th October)

There is a charge for this club to cover the running costs.

Again, letters will be coming out about this in the coming weeks.



Uniform

- **Dark Grey or Navy** skirt, pinafore dress, tailored trousers, or tailored shorts
 - **NO** leggings, joggers, jeggings or jeans & **White**, **Black** or **Grey** socks/tights
 - **Navy Blue** jumper or cardigan (**NO** hoodies or branded jumpers or P.E. t-shirts)
- Curwen logo jumpers, cardigans and fleeces can be bought at the school office
- **White** shirt (long or short sleeve) or **White** polo shirt
 - **Blue** Summer Dress
 - **Hairbands/bobbles** - Plain **blue**, **black** or **white** not too big

Footwear: Shoes or trainers- **NO** open-toed sandals or Heelys
Wellies can be worn but pupils must change into their shoes when inside the school

Any Hijabs- NO pins: White, Navy or Black

P.E. KIT Curwen Blue P.E. t-shirt -Sold at the school office
Black joggers, leggings or shorts **Footwear**-comfortable trainers

Jewellery - Only stud earrings and a watch (**no smartwatches**) *Pupils will be asked to remove any unsuitable jewellery or hair dressings. The school cannot be held responsible for the loss or damage of these items as a result of this.* **NO** make-up, nail polish or false nails

Uniform & Clothing



- Uniform and jewellery
 - Name in **every** item of clothing
 - Small, stud earrings only
 - Hair bands must be plain and in school colours only
 - Sensible shoes
- PE Kit (FRIDAY)
 - Please send your child into school wearing their PE kit and suitable footwear
 - Name in **every** item of clothing, including vests
- Lost Property
 - Please encourage your child to put their jumpers/cardigans in their trays or school bags if they take them off
 - All lost property is disposed of at the end of every half term
 - All 'unnamed' lost property will be placed in boxes in the playground at regular intervals throughout the year



Money

We continue to be a cash free school.

**ALL payments should be made online through
'School Money' (including uniform)**

Please **DO NOT** hand cash to class teachers. On charity collection days, please hand in any cash to staff in the playground holding the blue collection buckets.



**If you need any help setting this up then
please speak to office staff.**

Celebration/birthday treats

We request that parents **do not** send in party bags, sweets or treats for their child's birthday as this becomes very difficult for us to manage in school.

To celebrate children's birthdays, we invite them to wear **non-uniform** when it is their birthday. That way staff know it is their birthday and we can make it a special day for them. If their birthday falls on a Saturday, Sunday or in the holidays then they can choose whether to celebrate the Friday before or Monday after.





Water bottles

- Please ensure your child brings a water bottle (with water!) each day
- This should be labelled with your child's name and class
- The children do now have access to water fountains around the school which are cleaned regularly.

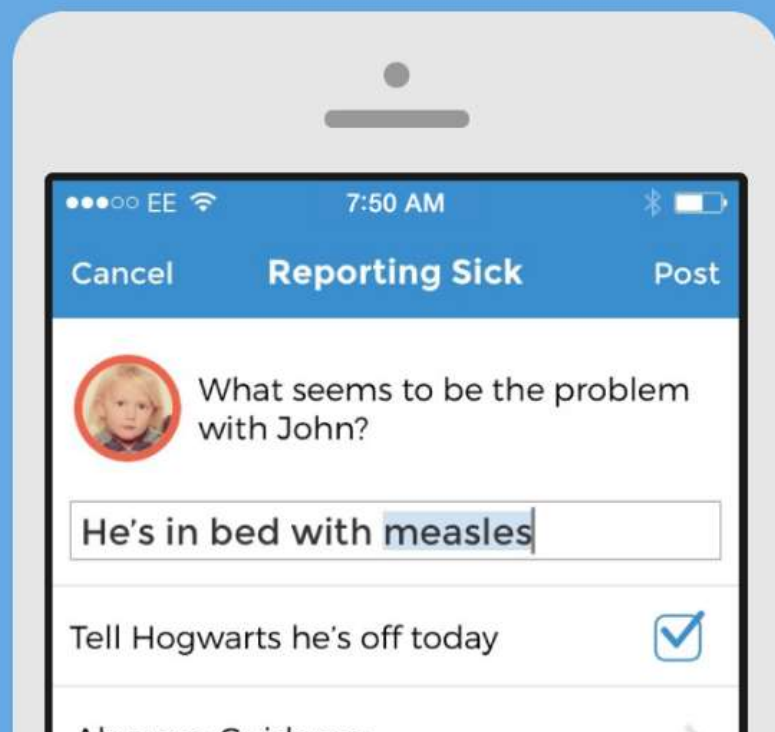


Appointments

- All medical and dental appointments should be arranged outside of the school day.
- Where this is not possible, please inform us through Studybugs and provide evidence of the appointment.
- If your child is at an appointment in the morning, and you can not get them back to school before 12pm, then they should not come back until 1pm.
- No children will be admitted back into school during the lunch hour 12-1pm.

Report absences through our app...

Studybugs for Parents and Carers



A better, safer way to report when your child is sick and off school.

With a few quick taps or clicks, you can give your child's school all they need to record absence due to illness.

Get the free mobile app now...



...or register online to use via your web browser:

Register Free!

Already a user? [Sign in here.](#)

...and get useful school info straight to your phone!

If your child is reported absent and we have not heard from you our attendance officer will be conducting home visits



Medical Conditions

Please ensure that all **medical details are up-to-date** – if anything changes, please let us know **immediately** by speaking to the **office**.

All children with asthma should have an **asthma pump permanently in class (make a note expiry date so you know when to contact your GP)**. If they require any other prescribed medication, then please bring this to the office ONLY.

DO NOT GIVE ANY MEDICATION OR ASTHMA PUMPS TO CLASS TEACHERS OR SEND IT IN YOUR CHILD'S BAG

Throughout the year we will be contacting parents to update care plans. This is a legal requirement to ensure pupils are safe in school.



Medical Conditions

If your child hurts themselves outside of school and it is necessary for them to wear a cast/bandage/support or have crutches etc, then you must inform us as soon as possible and accompany your child to the **main office** on their first day of return.

Staff will help you to complete a temporary health care plan before letting them come into school. This is for their own safety.

Please bring with you any paperwork that you are given from the A & E department or doctors.




Behaviour at Curwen

Children behave very well at Curwen and usually make the right choices. However we firmly believe that no one child's behaviour will ever be allowed to disrupt the learning of the rest of the class.


CPS

Positive rewards

Throughout the day and over the course of the year, children who try hard in their work and follow the school rules are rewarded in lots of different ways. Here are just some: Team tokens



Put on the gold star



Celebration assembly




Dojo points



Behaviour at Curwen

We use a visual traffic light system to remind children of their behaviour choices and associated consequences.



-2nd reminder. You will need to attend Restart to reflect on your behaviour choices

-1st warning. You need to think carefully about the choices you are making right now

-Well done, you are making the correct choices



Behaviour at Curwen

'Restart' is an opportunity for a child to take some time away from their class to reflect on their behaviour choices. They are supported by the pastoral team to talk about strategies they can use next time.


You will always be informed of this and every day is a new day.





SHINE

At Curwen, we base our entire curriculum around our aim SHINE. We make sure that all we do works towards this aim.

					
Aims (SHINE)	S uccessful <i>High expectations and ready to move on in your learning.</i>	H ealthy & Safe <i>Learn how to keep ourselves and others healthy and safe in and out of school.</i>	I dentify <i>Learning about ourselves and our community. Understanding our place.</i>	N urtured <i>Feeling supported and being able to support others. Knowing how and where to get help.</i>	E ngaged <i>Excited and involved during learning. Make the most of opportunities in and out of school.</i>



Autumn term

Our topic this term is 'Exploring London'. We will focus on *The Great Fire of London* and learn about how London has changed.

Spring term

Our topic is 'Exploring our rights'. We will focus on people who fought for our rights.

We will also be comparing Plaistow and London to other places in the world, looking at similarities and differences (International Week).

Summer term

This topic is 'Exploring the UK', looking at different regions of our country and the seaside. We will also be learning about the environment.

More curriculum information is available on our website.

Lots of useful curriculum information can be found on our website:



Homework

There will be homework available on this page:


Homework will be uploaded and completed by children on Google Classroom. Until children have been taught how to access and use Google Classroom, we will be uploading online activities for children to complete for their homework.

Homework - Friday 18th September 2020


English	Math	Topic
Reading: Read Fun Festivals on Bug Club. Complete the activities/ questions on the first and last	In Maths we have been learning about place value. Practice reading numbers with your child.	Our new topic is 'Who Am I'? Talk to your child about where they and/or other



- What we are learning
- Bounceback
- Homework
- Welcome Meeting Info
- Y2 Termly update & photos



Curwen's Core Skills





Trips & Special Experiences

We will be going on educational trips to support our learning and will have visitors in to share their experiences with us.

These will include:

Autumn -

St Paul's Cathedral & City Walk (Approx £3.40)

World of Work Week (FREE)

Owl time visitors (FREE)

Unicorn Theatre (TBC)

Spring -

African Drumming Workshop (in school)

National Gallery (FREE)

Summer -

Colchester Zoo - (School pays for coaches, entrance Approx £10)

Chalkwell Beach (Train ticket Approx £4.50)

Permission slips - if your child attended Curwen last year, then you would have signed a form giving permission for your child to attend trips and this permission continues into this current year, so there is no need for you to do another. Reminder slips will be sent home before each trip.



Can Parents come on the trips?

Yes! But.....

- This is to **HELP** the school staff supervise a group of 5 or 6 children - keeping them safe and asking the children questions to help them learn on the trip.
- Helping on trips can be **hard work** so please only volunteer if you are physically able too & can walk/stand unaided for significant periods of time.
We go out in **ALL** weathers!
- Please only volunteer if you can **DEFINITELY** attend. Pulling out at the last minute really puts us in a difficult position, meaning the trip may have to be cancelled and you won't be asked again.



Can Parents come on the trips? (continued)

- Reminder letters will be sent home a couple of weeks before each trip.
- At this point, if you are able to volunteer then please inform your child's class teacher asap either verbally or send us a message on Studybugs.
- The teachers will then inform you of which volunteers are required.
- Throughout the year we will try to ensure that every parent who wishes to support on a trip, gets the opportunity to help at some point, but you won't go on every trip. Teachers will keep a record of who goes on which trip so that it is fair.



What is our weekly timetable?

Monday:

Reading, Literacy, Maths, Science or Topic

Tuesday:

Reading, Literacy, Maths, Science or Topic

(Library every other week)

Wednesday:

Reading, Literacy, Maths, Science or Topic

Thursday:


R.E., Music, Literacy, Maths

Friday:

Reading, Literacy, Maths and PE


(Gold badges/Fantastic Friday/Celebration assembly)

**Topic includes Art, DT, Geography, History and Computing*



14

	8:55	9:30	10:00	10:30	10:45	11:00	12:00	13:00	13:30	14:00	14:10	14:30	15:00
Mon	Phonics	Literacy	Phase assembly	BREAK	Maths	LUNCH	Reading/ handwriting	Topic/Science	Break	Topic/Science	Storytime		
Tue	Phonics	Literacy	Class assembly (book club)		Maths		Reading/ handwriting	Library	Break	Topic/Science	Storytime		
Wed	Phonics	Literacy	Class assembly (circle time)		Maths		Reading/ handwriting	Topic/Science	Break	Topic/Science	Storytime		
Thur	Handwriting	RE	Class assembly		Music		Reading/ handwriting	Maths	Break	Literacy	Storytime		
Fri	Phonics	Literacy	Reading/hand writing		Maths		PE				Whole School Assembly	Storytime	



Literacy



Our children continue to progress through the RML phonics programme at the beginning of Year 2. This teaches them how to 'sound out' words in order to be able to read and write them.

Later in the year, children will progress on to Curwen's Literacy Curriculum where they continue to develop their understanding of the English language and apply their knowledge.



Maths



At Curwen, children are taught maths principles from our own maths curriculum. There is a huge focus on being able to work out calculations using column method.



Parent workshops for both reading and Maths will be run later in the term - we will inform you of when these will be.



Spelling Challenge



- In Year 2 we use spelling award system to encourage your children to learn the High Frequency Words.
- They will be given practise sheets and will be tested each week.
- Each time they spell their words correctly, they will receive a certificate and move on to the next set of spellings
- We will be writing to you in the coming days to tell you more about this.





RSHE (Relationships, Sex & Health Education)

Relationship, Sex and Health Education is mandatory for all primary schools to teach from spring 2020. It will be delivered through the school's PSHE (personal, social, health and economic education) curriculum.

Our curriculum was designed in consultation with Parents and has been in place from September 2021. This year there is a further consultation so please attend this so that you are fully informed of all the facts.

More information will follow this meeting for those that wish to find out more.



Assessment at Curwen

- At Curwen we follow the National Curriculum
- Each Year Group has 'End of Year expectations'
- Throughout the year, your child's teacher uses a range of information to determine what your child can do, and what their next steps are.
- We use their classwork, work books, observations, chats with the children & parents, as well as some test papers at various points in the year to help us work out and share your child's progress with you.
- You can always discuss how your child is doing with the teacher, and their overall attainment will be shared with you in their end-of-year report.



Year 2 Statutory Assessments SATS

- Used to be a Government requirement until June 2023 but no longer (only year 6)
- Reading, writing, maths, grammar - based on the year 2 curriculum
- Still important not to book any holidays in school time
- Children who did not pass their Year 1 phonics check will be assessed again in June 2024.



Homework

Maths & topic homework tasks will continue to be set on your Child's Google Classroom account each Friday, for completion by the following Wednesday.

Writing - children will be bringing home small writing tasks each week - this will be used as part of their lessons in school.



Homework tasks are usually a revision of topics that have been covered in class that week.

Please speak to your child's class teacher if you are having any problems with this.



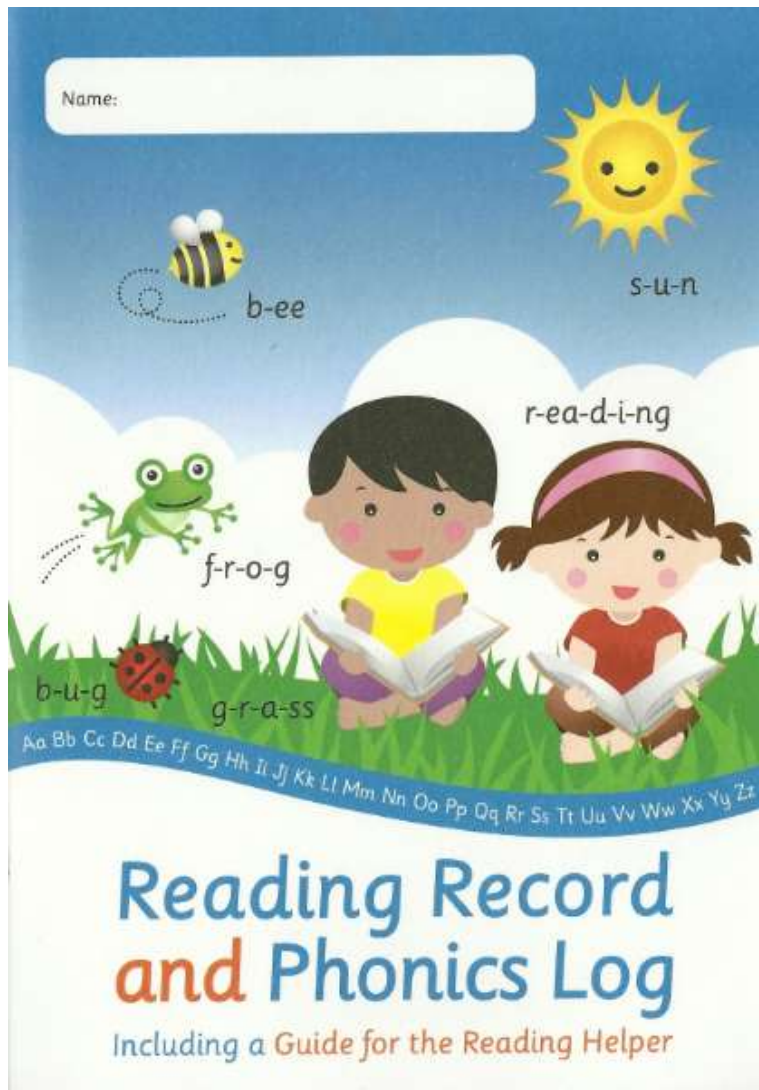
Reading

- In **Year 2** we expect pupils to be reading for at least 15 minutes (4 times per week minimum) to help pupils build on their fluency in reading.
- Children will soon be given a book by their teacher which suits their reading level and they can also select a fiction or non-fiction book from the library.
- Year 2's library day is on a Tuesday every other week.
- **Please ensure books are placed in their book bags every day as they are used as part of their learning.**
- Reading books will be changed on different days of the week, so please ensure that your child ALWAYS have these in their book bags.



Home learning

Reading Record



Common Exception Words - Year 1

the	a	do	to	today
of	said	says	are	were
was	is	his	has	I
you	your	they	be	he
me	she	we	no	go
so	by	my	here	there
where	love	come	some	one
once	ask	friend	school	put
push	pull	full	house	our

Common Exception Words - Year 2

door	floor	poor	because	find	kind
mind	behind	child	children	wild	climb
most	only	both	old	cold	gold
hold	told	every	everybody	even	great
break	steak	pretty	beautiful	after	fast
last	past	father	class	grass	pass
plant	path	bath	hour	move	prove
improve	sure	sugar	eye	could	should
would	who	whole	any	many	clothes
busy	people	water	again	half	money
Mr	Mrs	parents	Christmas		

Some Other Frequently Used Words

and	up	little	very	came	help
in	had	as	look	oh	called
it	her	mum	don't	about	off
on	what	them	will	got	asked
for	out	down	into	their	saw
at	this	dad	back	too	make
but	have	big	from	day	an
that	went	when	him	made	
with	like	it's	get	time	
all	not	see	just	I'm	
can	then	looked	now	if	

Home learning

Letter or letter group	Word to show the sound	Letter or letter group	Word to show the sound
i-e <u>time</u>		oe <u>toe</u>	
✓ <input type="checkbox"/>		✓ <input type="checkbox"/>	
o-e <u>phone</u>		ue <u>blue</u>	
✓ <input type="checkbox"/>		✓ <input type="checkbox"/>	
u-e <u>tune</u>		ew <u>threw</u>	
✓ <input type="checkbox"/>		✓ <input type="checkbox"/>	
ou <u>house</u>		oy <u>boy</u>	
✓ <input type="checkbox"/>		✓ <input type="checkbox"/>	
ir <u>girl</u>		aw <u>saw</u>	
✓ <input type="checkbox"/>		✓ <input type="checkbox"/>	
wh <u>wheel</u>		ph <u>photo</u>	
✓ <input type="checkbox"/>		✓ <input type="checkbox"/>	
au <u>sauce</u>			
✓ <input type="checkbox"/>			

✓ Tick to show the reader knows the sounds

Top Tips for the Reading Helper

- 1 Try to make reading time fun wherever possible. Aim to do little and often, but not when the reader is tired.
- 2 Make sure that you are using reading material with the right level of difficulty for the reader. Also, check that the content is suitable.
- 3 **Blending** - encourage the reader to break words down into a series of sounds, e.g. c-r-a-sh. Run your finger under each sound in turn to encourage the reader to blend the sounds together.
- 4 Identify some key letter groups in the story and ask the reader to look out for them. Use the child's reading log to record the new letters / letter groups you are focussing on in each session.
- 5 Encourage the reader to look at any pictures in the reading book to get an idea of what it is about. Discuss the pictures with the reader.
- 6 Make a note in the reading log of any tricky or hard words - particularly high frequency words.
- 7 Help the reader to 'work out' words which can't be blended by looking at the other words in the sentence or at the pictures in the book.
- 8 Talk about the book as much as possible:
 - Ask the reader to explain what happened or what may happen.
 - Ask questions about the story.
- 9 Occasionally read the book or some pages aloud before you ask the reader to read. This will help with understanding and it will give the reader a chance to hear the sounds before reading them. It will also demonstrate what fluent reading sounds like.
- 10 Draw attention to punctuation marks and help the reader to read with feeling, e.g. "HOORAY!" they shouted.
- 11 Play games with the reader. For example, you could:
 - Ask her/him to find a word on the page that rhymes with fish.
 - Try making up nonsense words for the reader to blend, e.g. twoch.
- 12 Use flash cards to practise high frequency words or letters / letter groups and their sounds.



Home learning

My Reading Record			
Date	Book and page number	Comments	
9/10	Gruffalo p 1-10	Tried hard Enjoyed the story	
11/10	Gruffalo p11-20	Tried hard to sound out words didn't know	
14/10	Three pigs - all	Was able to read out loud confidently	
20/10	Red fox	Needed help reading lots of words	

Tricky words, or words to practise			
snake	found	important	sister
friend	house		

New sounds I have spotted (e.g. night rain)			



Online Home learning

(1) Bug Club

- An online reading & grammar resource
- Available for children to use at home and in school
- Login, username and school password will be sent out very soon.
- If you ever misplace your logins please send us a message **directly** on studybugs.



Online Home learning 2

(2) Times Tables Rock stars

<https://ttrockstars.com/>

(3) Espresso (learning platform/all subjects)

★ PUPIL LOGIN DETAILS ★

Curwen Primary School

Username: student20621

Password: cur123

Log in at:

www.discoveryeducation.co.uk



Online Home learning

(4) Google Classroom

- All children in years 1-6 are now familiar with how to log on and access homework on Google Classroom.
- Your child's log in details again will be sent to you shortly.
- Please do not message teachers on this platform.



STAYING SAFE ONLINE

In class we emphasise the three main rules to stay safe online:

- Don't share personal information
- Don't communicate with strangers
- Tell a trusted adult if you are worried about something
- Be kind online / online behaviour

Stranger Danger applies online!!!!




In Year 2, this will include:

- Understand the need to keep passwords private
- Know that some images are copyrighted and not free to use
- Understanding the difference between private and public information
- Use the internet responsibly
- Click X if something makes them feel upset, worried or scared





There are several websites offering help and advice about how to stay safe online. Just search 'e-safety', e.g.



Welcome to CEOP's Thinkuknow

Come in to find the latest information on the ideas you had to eat, clothes and new technology. Find out what's good, what's not and what you can do about it. If you have other young people there's an area for you too - with resources you can use in the classroom or at home. Most importantly, there's also a place for all anyone can do to [keep it safe](#). If they feel uncomfortable or worried about someone they are chatting to online, all this information here is brought to you by the heart of the [NSPCC's Safer Children's Internet Committee](#). We hope you like it!

Are you...

5-7?

8-10?

Parent/Carer?

11-13?

14+?

Teacher/Trainer?

ONLINE SAFETY

Online Gaming

Is the content age appropriate?



Fortnite PGI=12 years old

RoBlox=7 years old


Hello Neighbour PGI=13 years old

Lots of games have communication facilities that allow strangers to contact your child. Do you know who your child is 'chatting' to?



How can you support your child's learning?

- Homework
- Reading records - discussing the text with your child and asking them questions
- Handwriting
- BUG Club & other online learning
- Practising times tables
- Come wearing P.E. KIT each Friday
- Participate in any parent opportunities (mixture of in-person and virtual)
- Talk to your child about their time at school



Well-being



At the end of the school day, your children have lots to share with you. They may have stickers or they may have learnt something really exciting they would like to tell you about!

Please, leave your phones in your pockets for 10 minutes while you greet your child.

And please don't be offended if we don't let your child out until you have finished your call.



When collecting your children, please welcome them with a smile, not a mobile phone.

This ensures teachers can quickly and safely hand over children and relay any messages.

Please remember to inform the office as well as the class teacher of any changes in the collection of your child.

N  **PHONE
ZONE**



2023-2024 Big Events @ Curwen

- Jeans for genes – Fri 15th September (50p charity donation)
- Parents' Evening – Wed 18th & Thurs 19th October (virtual)
- Early Reading and Phonics workshop –TBC
- Children in Need (dress in something spotty) – Fri 17th November
- KS1 Christmas Concert - TBC shortly
- Christmas Fair – Friday 15th December
- World Book Day – Thus 7th March
- Parents' Evening – Tues 6th & Wed 7th February (in school)
- International Family Week Starts – 18th-22nd March with Carnival Fri 22nd
- Easter Bonnet Parade – Monday 25th March
- Sports Week – Week 1st-5th July
- Summer Concert - TBC



Keeping in touch...

Please download Studybugs, the school app and check our weekly newsletter (online).



Members of school staff are on duty before and after school every day.

Attend coffee mornings for parents, open sessions and workshops. Keep checking the newsletter for more information.

Contact the office to arrange conversations with class teachers via phone if needed. You will be called back when the teacher is not teaching.



How to find out what's going on...

- School newsletter (sent via App/paper copies from office)
- School News App School website
- 'What we are learning' leaflet (termly)
- Check your child's school bag for letters
- Notice boards
- Speaking to staff before and after school
- Telephone/visit the school office



And finally...

Thank you all for listening.

With your support, we hope that Year 2 will be a memorable and successful year for our children.

If ever, you have any concerns or would like to discuss anything regarding your child, please don't hesitate to ask.

If you contact the office, they will gladly arrange an appointment by phone.

Together **E**veryone **A**chieves **M**ore!



Any questions?

