



**Curwen Primary School**  
Together Everyone Achieves More

# WELCOME TO Nursery

How do I get into Nursery?

What time does Nursery start?

What do I need to bring to Nursery?



What is the name of your teacher?



# Introductions . . . . .

*The members of staff who will be working in **Nursery** this year are:*

**Nursery Teacher: Ms. Tome**

**Nursery Staff: Mrs. West, Miss. Banata, Miss. Suma, Ms. Lily**



# Curwen's Management Team

Each year group has a Year Group Leader. For year Nursery this is **Ms. Tome**.

We also have an Assistant Head Teacher responsible for Safeguarding, **Ms Sandhu**

Deputy Head Teacher: **Ms White**

**Mrs Mansfield** is the Head of School.

**Mr Harris** is the Executive Head Teacher, and works across the Tapscott Learning Trust.



# EYFS vision



*At Curwen Primary School, in EYFS we provide the children with a sense of belonging in a safe, secure and stimulating learning environment.*

*By providing fun, hands- on experiences we develop the children's confidence, independence and positive attitudes to learning.*

*This is done through building effective partnerships with parents, carers, children and teachers enabling us to give the children the best possible start to their school life.*



## Your child's nursery session

We are having soft openings and closings. We offer limited 30 hour spaces if you are eligible.

30 hr: 08:45-3:15

AM: 08:45-09:15

Home time: 11:45

PM: 12:15-12:45

Home time: 3:15

**If you are late arriving at Nursery we will be unable to let you in.  
PLEASE PHONE THE OFFICE AS SOON AS YOU KNOW YOU ARE  
GOING TO BE LATE COLLECTING YOUR CHILD TO AVOID  
BEING FINED.**



## Collecting your child - safety at the classroom door

Please be patient with teachers and staff whilst we get to know your faces at the end of the day.

We want to make sure that the children are sent home safely, so please be patient. The teacher may be speaking to a parent, so it may take a minute or 2 to dismiss your child.



Please stand back from the steps to give children space to come out of Nursery.


**PLEASE PHONE THE OFFICE  
IF SOMEONE DIFFERENT IS  
COLLECTING YOUR CHILD AT  
THE END OF THE DAY**



# Attendance

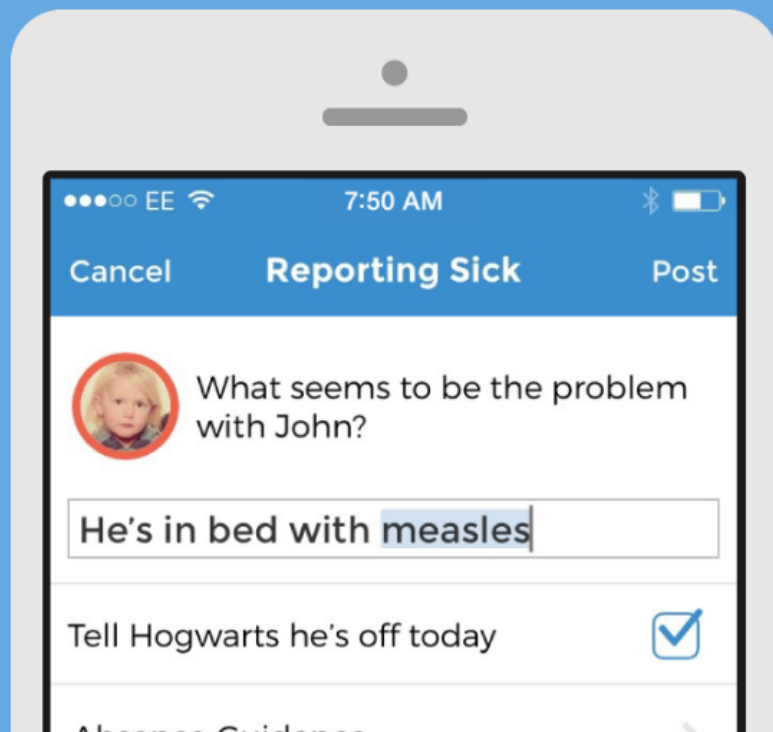
- It is important your child attends Nursery EVERY day.
- This will support their self confidence and independence.
- It will help prepare them for Reception in September 2025.
- You **MUST** report your child's absence which we will be reviewing.

**DOWNLOAD FROM  
SEPTEMBER 2024**



# Report absences through our app...

Studybugs for Parents and Carers



**A better, safer way to report when  
your child is sick and off school.**

With a few quick taps or clicks, you can give your child's school all they need to record absence due to illness.

Get the free mobile app now...




...or register online to use via your web browser:

**Register Free!**

Already a user? [Sign in here.](#)

...and get useful school info straight to your phone!

**If your child is reported absent and we have not heard from you our attendance officer will be conducting home visits**



## Clothing in Nursery

- Name in **every** item of clothing
- Small, stud earrings only no jewellery
- Appropriate clothing for the children to play and move around in
- Correct size clothing and footwear
- Please ensure shoes fit correctly
- Weather appropriate clothing
- e.g. layers



Please ensure your child's name is on **EVERYTHING!**

## Water bottles

Make sure your child's water bottle is labelled with their name.

We encourage the children to drink throughout the session, but please help us to ensure your child recognises their own water bottle.

## Snack table



Milk and fruit is offered in each session.





## Food

- There is no food allowed in nursery
- Do NOT put extra food or drinks inside the children's bag
- There is a snack table for the children to enjoy milk and fruit
- This is due to allergies within nursery



Please encourage your children to use the toilet independently. We need to work together to achieve this.

We ask for the children NOT to wear nappies to Nursery.

Children must wear underwear at all times.

If you need advice or support please ask.





If your child does not have a medical condition they should not be using a buggy.

It is important for the child's physical development to walk.



# Medical Conditions

Please ensure that all **medical details are up-to-date** - if anything changes, please let us know **immediately** by speaking to the **office**.

All children with asthma should have an **asthma pump permanently in class** (**make a note expiry date so you know when to contact your GP**). If they require any other prescribed medication, then please bring this to the office **ONLY**.

**DO NOT GIVE ANY MEDICATION OR ASTHMA PUMPS TO CLASS TEACHERS OR SEND IT IN YOUR CHILD'S BAG**

Throughout the year we will be contacting parents to update care plans. This is a legal requirement to ensure pupils are safe in school.



# Medical Conditions

If your child hurts themselves outside of school and it is necessary for them to wear a cast/bandage or have crutches etc, then you must inform us as soon as possible and accompany your child to the **main office** on their first day of return.

Staff will help you to complete a temporary health care plan before letting them come into school. This is for their own safety.

Please bring with you any paperwork that you are given from the A & E department or doctors.



**EYFS Curriculum has been revised for September 2021.**

**Nursery have 7 areas of learning which we focus on in our learning.**

## **Prime Areas**

1. Personal, Social and Emotional Development
2. Physical Development
3. Communication and Language

## **Specific Areas**

4. Literacy
5. Mathematics
6. Understanding the World
7. Expressive Art and Design

These are some of the things they need to be doing whilst in Nursery, if your child is finding these things difficult please approach a member of staff for ideas and strategies.

## 6 steps for the children's nursery day

1. recognising their picture and belongings



2. washing hands



3. using the toilet



4. blowing their nose



5. putting their coat on



6. awareness of others and themselves





# How can you support your child's learning?

- Make sure they come to nursery every day
- Build their independence and self-confidence
- Support your child with the six steps for their nursery day
- Return their library book every week
- Talking about their experiences at school
- Water bottle



## 6 steps for the children's nursery day

1. recognizing their picture and belongings



These are some of the things they need to be doing whilst in Nursery, if your child is finding these things difficult please approach a member of staff for ideas and strategies.

2. washing hands



3. using the toilet



4. blowing their nose



5. putting their coat on



6. awareness of others and themselves





Welcome them with a smile, not a mobile phone.

This ensures teachers can quickly and safely hand over children and relay any messages.

Please remember to inform the office as well as the class teacher of any changes in the collection of your child.

**N**  **PHONE  
ZONE**

---

# Keeping in touch

Please download Studybugs and check our weekly newsletter (online).

Members of school staff are on duty before and after school every day.

Attend coffee mornings for parents, open sessions and workshops. Keep checking the newsletter for more information.

Contact the office to arrange conversations with class teachers via phone if needed. You will be called back when the teacher is not teaching.

# Stay and Play sessions

Thursday 18<sup>th</sup> July

AM- 09:30am-11am

PM: 1pm-2:30pm

Please do not bring any paperwork until your start date.

Please arrive at the start time and someone will be at the Nursery gate to meet you.





# And finally...

## Thank you all for zooming in!

With your support, we hope that Nursery will be a memorable and successful year for our children.

If ever, you have any concerns or would like to discuss anything regarding your child, please don't hesitate to ask.

If you contact the office, they will gladly arrange an appointment by phone.

# **T**ogether **E**veryone **A**chieves **M**ore!



# Any questions?

