

# Curwen Primary School

Together Everyone Achieves More

# WELCOME TO YEAR 1

Are we going  
on any trips?

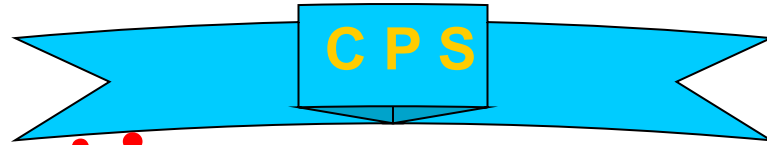
What are we  
learning about  
this year?

Welcome back . . .

When are we  
doing PE?



What is the  
name of your  
teacher?



# Introductions . . . .

*The members of staff who will be working in **Year 1** this year are:*

Assistant Head Teacher: **Mr Potter**


Head of Year: **Mrs Khan**

Teachers:

**Mrs Khan, Miss Mbaye & Mrs Teixeira**

Support Staff:

**Miss Clarisse, Miss Barber, Miss Paula, Miss Avram,  
Coach Ahmed, Miss Sonia & Miss Lili**



# Curwen's Management Team

Each year group has a Year Group Leader. For Year 1 this is **Mrs Khan**.


Each year group has an Assistant Head Teacher responsible for the phase. For Year 1 this is **Mr Potter**.

We also have an Assistant Head Teacher responsible for Safeguarding, **Ms Sandhu**.

Our Deputy Head Teacher is **Ms White**.

**Mrs Mansfield** is the Head of School.

**Mr Harris** is the Executive Head Teacher, and works across the Tapscott Learning Trust.



# Safeguard & Pastoral Team

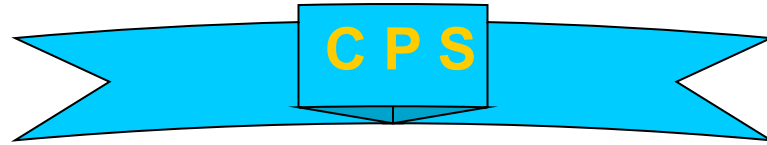


## Safeguarding Team

**Ms Sandhu** – Designated Safeguarding Lead / Safeguarding & Child Protection

**Mr Cameron** – Assistant Designated Safeguarding Lead/ Pastoral Team Lead

**Mrs O'Hanlon**- Family & Behaviour / Support Worker

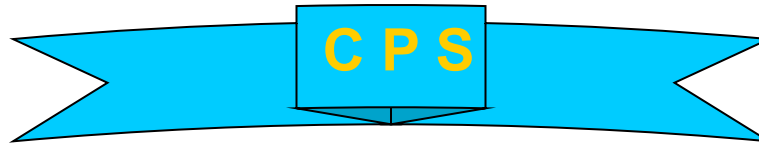


## Arriving at School

Gates to the playground will be open at 8:35am but there will be no staff in the playground until 8:45am, so you will need to supervise your children. Children are not permitted to use the playground equipment/climbing frames at this time.

Classroom doors will open at 8.45 am and close at 8.55 am everyday, any children who are late should make their way to the main office with a parent/carer and wait outside until your child/ren can be taken to their class.

If you want to come to Breakfast Club it is from 7.45 - 8.30am everyday and costs £1.20 per day. (Children will not be admitted after 8.30am). Entrance to breakfast club is via the main office.



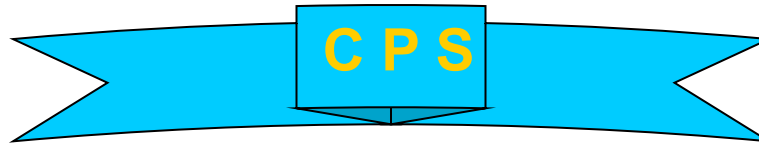
## Collecting your child at the end of the day

Please collect your children from their classrooms at **3:15pm**. Gates will be open from 3:10pm for you to wait in the playground but children won't be dismissed until 3:15pm.

The playground gates will be closed at **3:25pm**. After this time, you will need to collect from the office.

If your child is collected after 3:30pm you may be charged a late fee.

**PLEASE PHONE THE OFFICE AS SOON AS YOU KNOW YOU ARE GOING TO BE LATE COLLECTING YOUR CHILD TO AVOID BEING CHARGED.**



## Collecting your child - safety at the classroom door

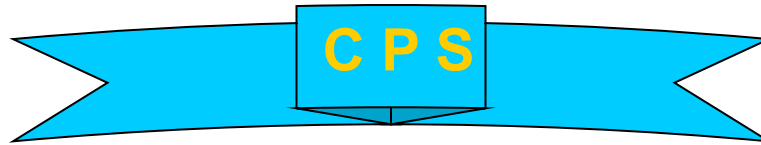
Please be patient with teachers and staff whilst we get to know your faces at the end of the day.

We want to make sure that the children are sent home safely, so please be patient. The teacher may be speaking to another parent, so it may take a minute or 2 to dismiss your child.



Please stand back from the yellow arches to give children space to come out of the classrooms.

**PLEASE PHONE THE OFFICE BEFORE 3pm IF SOMEONE DIFFERENT IS COLLECTING YOUR CHILD AT THE END OF THE DAY**



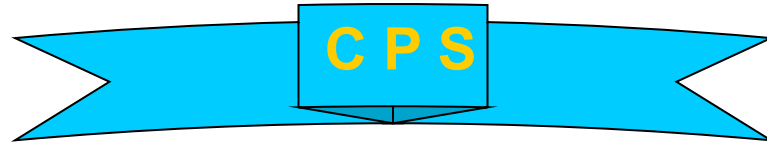
## Scooter & bike safety - before/after school

The playground is a very busy place so all children and adults must **COMPLETELY** dismount from scooters and bikes once on school premises. Expect to be spoken to by school staff and if it continues, your child may not be permitted to bring their scooter/bike to school any longer.

Last year there were several collisions/injuries in the playground relating to scooter/bike usage before & after school.



Thank you for helping to keep all of our school community safe.



## After school childcare provision


After school we have a 6 o'clock club. This runs Monday to Friday and is open to anyone.

The cost is £13 per day and children are supervised by members of school staff.

This club is flexible - some children stay all week but others only stay on certain days but this **must be booked in advance.**

**Anyone collecting a child from 6 o'clock club must be 16 years old or over.**

Please speak to a member of the office staff if you would like more information about 6 o'clock club.

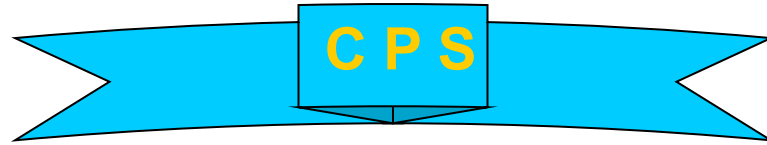


## After school clubs (Yrs 1-6)

There will be 2 types of clubs after school

- (1) Additional Tuition - these are additional learning support sessions delivered after school for specific children. School staff decide on who needs to attend these & they are free. *Starting week beginning 22nd September.*
- (2) Extra-curricular activities e.g. cooking, art, sports, gymnastics - there will be a charge for most of these activities. Open to all children. *Starting after October Half Term Holiday.*

*Letters will be coming out in the next couple of weeks about this.*

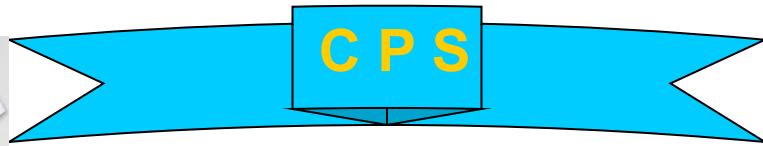


## Half-term Holiday club

In the October Half-term holiday we are running a 2 day holiday club for years 1-6 at Curwen 10am-3pm  
(Monday 27<sup>th</sup> and Tues 28<sup>th</sup> October)

There is a small charge for this club to cover the running costs.

Again, letters will be coming out about this in the coming weeks.



# Uniform

- **Dark Grey or Navy** skirt, pinafore dress, tailored trousers, or tailored shorts
  - **NO** leggings, joggers, jeggings or jeans & **White**, **Black** or **Grey** socks/tights
  - **Navy Blue** jumper or cardigan (**NO** hoodies or branded jumpers or P.E. t-shirts)
- Curwen logo jumpers, cardigans and fleeces can be bought at the school office
- **White** shirt (long or short sleeve) or **White** polo shirt
  - **Blue** Summer Dress
  - **Hairbands/bobbles** - Plain **blue**, **black** or **white** not too big

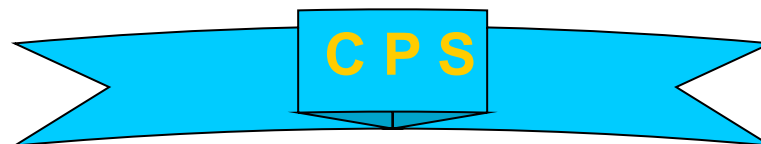
**Footwear:** Shoes or trainers- **NO** open-toed sandals, Heelys or crocs  
Wellies can be worn but pupils must change into their shoes when inside the school

**Any Hijabs- NO pins:** White, Navy or Black

**P.E. KIT** **Curwen Blue P.E. t-shirt** -Sold at the school office


**Black** joggers, leggings or shorts      **Footwear**-comfortable trainers

**Jewellery** - **Only** stud earrings and a watch (**no smartwatches**) *Pupils will be asked to remove any unsuitable jewellery or hair dressings. The school cannot be held responsible for the loss or damage of these items as a result of this.* **NO** make-up, nail polish or false nails

  
Uniform & Clothing



- Uniform and jewellery
  - Name in **every** item of clothing
  - Small, stud earrings only
  - Hair bands must be plain and in school colours only
  - Sensible shoes
- PE Kit (Tuesday)
  - Please send your child into school wearing their PE kit and suitable footwear
  - Name in **every** item of clothing, including vests
- Lost Property
  - Please encourage your child to put their jumpers/cardigans in their trays or school bags if they take them off
  - All lost property is disposed of at the end of every half term
  - All 'unnamed' lost property will be placed in boxes in the glass corridor near our Atlas Road entrance.



# Money

**We are still a cash free school.**

**ALL payments should be made online through  
'School Money' (including uniform)**

Please **DO NOT** hand cash to class teachers. On charity collection days, please hand in any cash to staff in the playground holding the blue collection buckets.



**If you need any help setting this up then  
please speak to office staff.**

# Celebration/birthday treats

We request that parents **do not** send in party bags, sweets, cakes, toys or treats for their child's birthday as this becomes very difficult for us to manage in school.

To celebrate children's birthdays, we invite them to wear **non-uniform** when it is their birthday. That way staff know it is their birthday and we can make it a special day for them. If their birthday falls on a Saturday, Sunday or in the holidays then they can choose whether to celebrate the Friday before or Monday after.




# Please help us!!

Please remove all keyrings and toys from your children's bags – they go missing and cause LOTS of upset, arguments and distractions.

Children should also not bring any toys, football cards etc to school please.






# Water bottles

- Please ensure your child brings a water bottle (with water!) each day
- This should be labelled with your child's name and class
- The children have access to water fountains around the school which are cleaned regularly



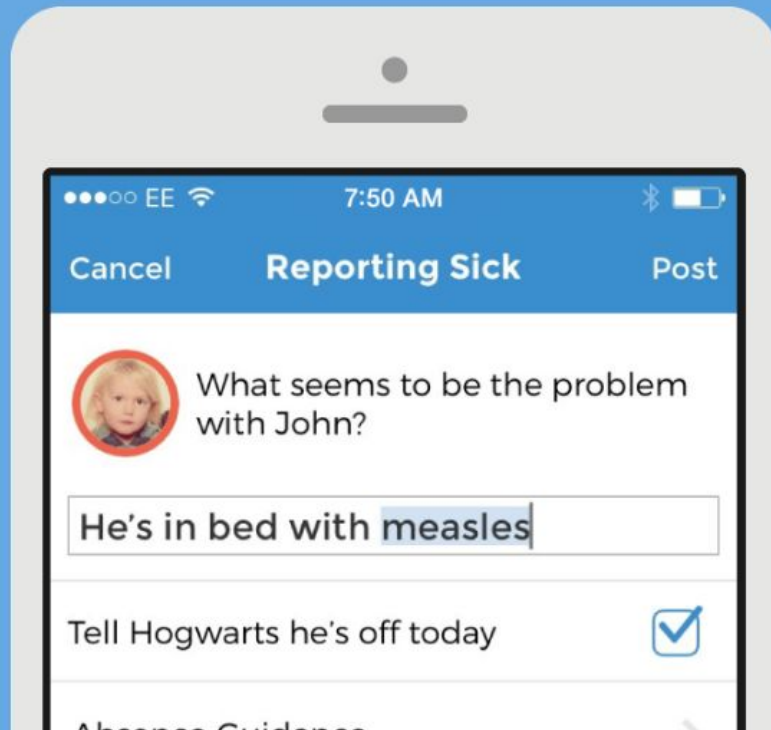
# Appointments

- All medical and dental appointments should be arranged **outside of the school day**.
- Where this is not possible, please inform us through Studybugs and provide evidence of the appointment.
- If your child is at an appointment in the morning, and you cannot get them back to school before 12pm, then they should not come back until 1pm.
- **No children will be collected or admitted back into school during the lunch hour 12-1pm.**
- **No children can be collected from the main office 3:00-3:25pm.**



# Report absences through our app...

Studybugs for Parents and Carers



**A better, safer way to report when your child is sick and off school.**

With a few quick taps or clicks, you can give your child's school all they need to record absence due to illness.

Get the free mobile app now...



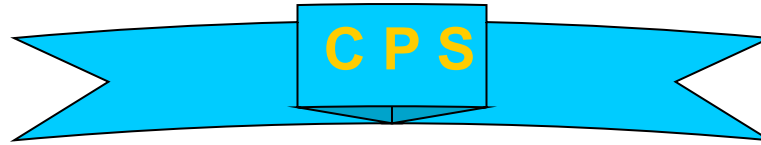
...or register online to use via your web browser:

**Register Free!**

Already a user? [Sign in here.](#)

...and get useful school info straight to your phone!

**If your child is reported absent and we have not heard from you our attendance officer will be conducting home visits**




# Medical Conditions

Please ensure that all **medical details are up-to-date** – if anything changes, please let us know **immediately** by speaking to the **office**.

All children with asthma should have an **asthma pump permanently in class (make a note expiry date so you know when to contact your GP)**. If they require any other prescribed medication, then please bring this to the office **ONLY**.

**DO NOT GIVE ANY MEDICATION OR ASTHMA PUMPS TO CLASS TEACHERS OR SEND IT IN YOUR CHILD'S BAG**

Throughout the year we will be contacting parents to update care plans. This is a legal requirement to ensure pupils are safe in school.

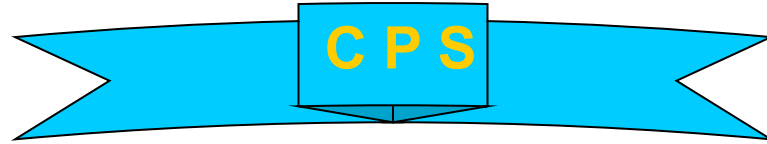


# Medical Conditions

If your child hurts themselves outside of school and it is necessary for them to wear a cast/bandage/support or have crutches etc, then you must inform us as soon as possible and accompany your child to the **main office** on their first day of return.

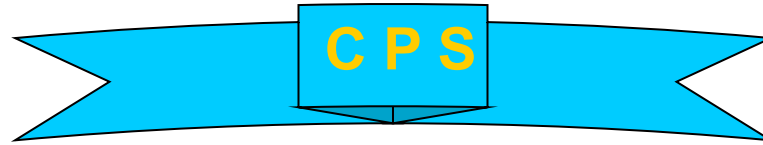
Staff will help you to complete a temporary health care plan before letting them come into school. This is for their own safety.

Please bring with you any paperwork that you are given from the A & E department or doctors.



## Behaviour at Curwen

Children behave very well at Curwen and usually make the right choices. However we firmly believe that no one child's behaviour will ever be allowed to disrupt the learning of the rest of the class.



# Positive rewards

Throughout the day and over the course of the year, children who try hard in their work and follow the school rules are rewarded in lots of different ways. Here are just some: Team tokens



Put on the gold star

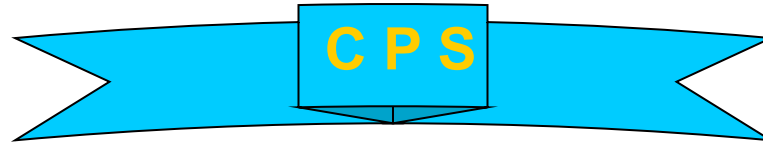


Celebration assembly




Braelon	5	Brian	1	Byron	3	Christlari	1	Cyn'A	4
Danielle	1	Fredrick	1	Giselle	3	Heaven	5	Jacob	3
Jaylen	4	Johnny	3	Joshua	5	Kayla	3	Kemora	3
Leah	2	Melissa	3	Nycollis	2	Sir Chirigan	3	TT'Niyar	2

Dojo points



## Behaviour at Curwen

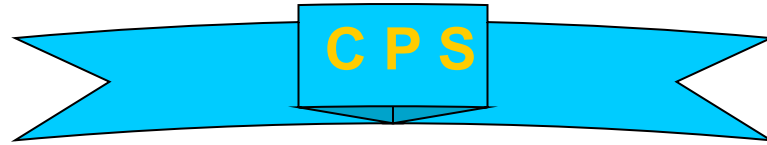
We use a visual traffic light system to remind children of their behaviour choices and associated consequences.



-2<sup>nd</sup> reminder. You will need to attend Restart to reflect on your behaviour choices

-1<sup>st</sup> warning. You need to think carefully about the choices you are making right now

-Well done, you are making the correct choices



## Behaviour at Curwen

'Restart' is an opportunity for a child to take some time away from their class to reflect on their behaviour choices. They are supported by the pastoral team to talk about strategies they can use next time.

You will always be informed of this and every day is a new day.






# SHINE

At Curwen, we base our entire curriculum around our aim SHINE. We make sure that all we do works towards this aim.

CPS  
Curwen Primary School  
Together Everyone Achieves More

Aims (SHINE)	<b>S</b> uccessful <i>High expectations and ready to move on in your learning.</i>	<b>H</b> ealthy & Safe <i>Learn how to keep ourselves and others healthy and safe in and out of school.</i>	<b>I</b> dentify <i>Learning about ourselves and our community. Understanding our place.</i>	<b>N</b> urtured <i>Feeling supported and being able to support others. Knowing how and where to get help.</i>	<b>E</b> ngaged <i>Excited and involved during learning. Make the most of opportunities in and out of school.</i>
-----------------	---	--	---	---	--



## Autumn term

In topic this term, we will focus on the 'School and the local environment' and we will be looking at Human and Physical features. We will be learning about Kings and Queens as part of our History topic.

## Spring term

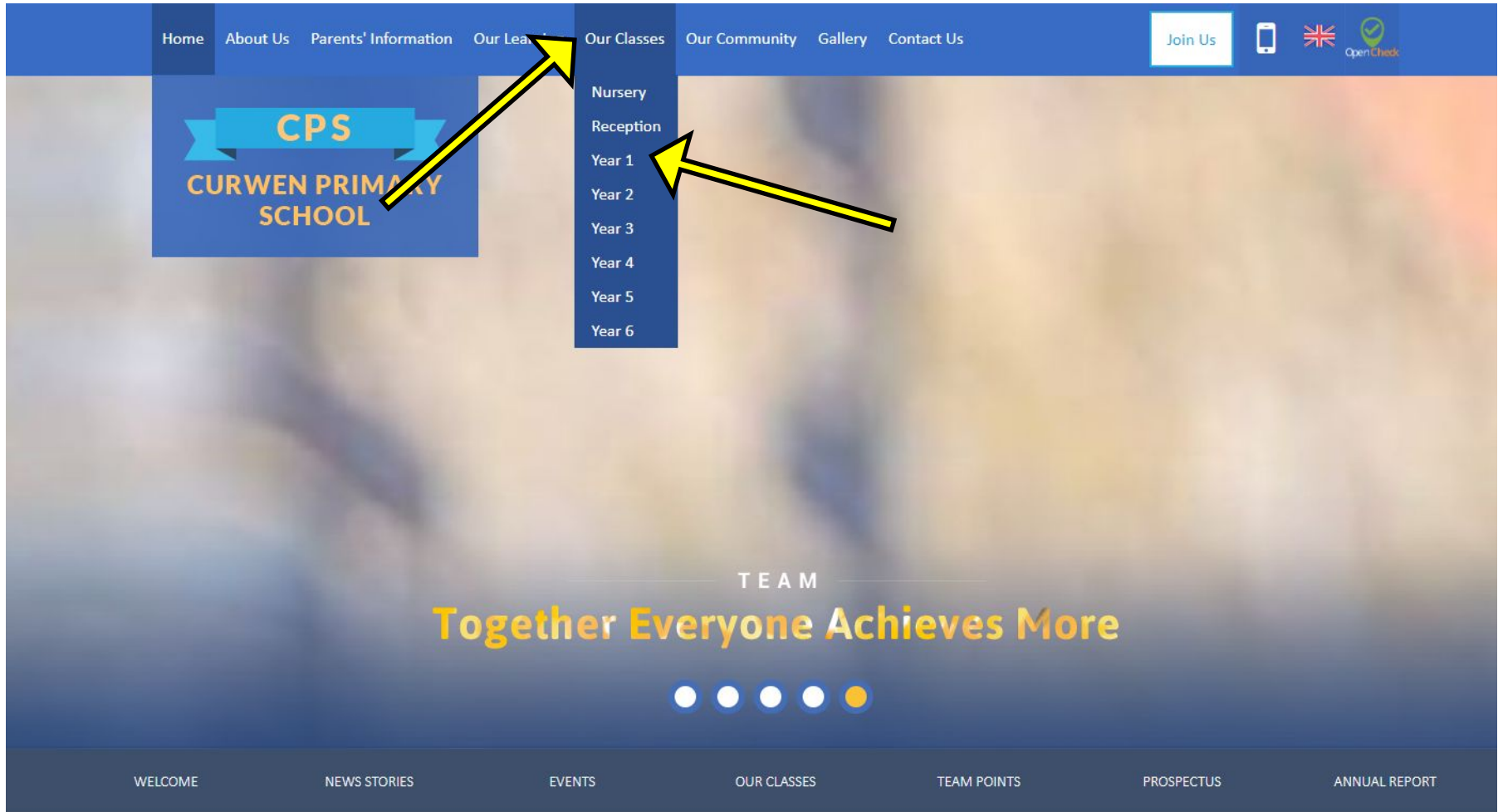
Our Geography topic for the Spring term is 'Travelling around the UK and other Countries' (International Week)

## Summer term

Our History topic is 'Changes within Living memory' for this we will be looking at schools and how children use to play in the past. If government advice changes, we will be attending the Museum of Childhood.


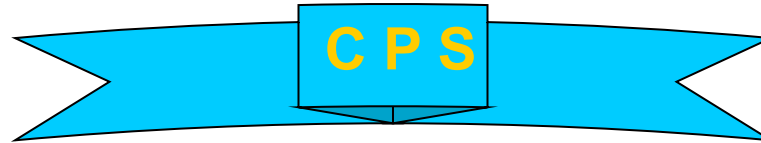
*More curriculum information is available on our website.*

Lots of useful curriculum information can be found on our website:





Headteacher's Welcome





# Curwen's Core Skills





## Are we going on any trips?

We will be going on educational trips to support our learning and will have visitors in to share their experiences with us.

These will include:

**Autumn -**

Local area trip FREE

Tower of London (Approx £10 TBC)

Christmas Experience- Church trip FREE

**Spring -**

City Airport FREE

Gurdwara FREE


**Summer -**

Nature trail - (School pays towards the coaches)

Toy Museum FREE

We will be asking for parent volunteers to accompany us on trips to support us by looking after small groups of children. Please read all letters carefully.


Permission slips - if your child attended Curwen last year, then you would have signed a form giving permission for your child to attend trips and this permission continues into this current year, so there is no need for you to do another. Reminder slips will be sent home before each trip.



## Can Parents come on the trips?

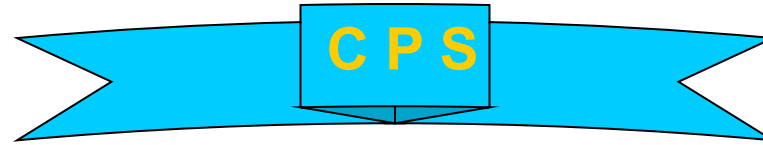
Yes! But.....

- This is to HELP the school staff supervise a group of 5 or 6 children - keeping them safe and asking the children questions to help them learn on the trip.
- Helping on trips can be **hard work** so please only volunteer if you are physically able too & can walk/stand unaided for significant periods of time. We go out in ALL weathers!
- Please only volunteer if you can **DEFINITELY** attend. Pulling out at the last minute really puts us in a difficult position, meaning the trip may have to be cancelled and you won't be asked again.



## Can Parents come on the trips? (continued)

- Reminder letters will be sent home a couple of weeks before each trip.
- At this point, if you are able to volunteer then please inform your child's class teacher asap either verbally or send us a message on Studybugs.
- The teachers will then inform you of which volunteers are required.
- If you have not been chosen to volunteer, then please do not make your own way to the trip venue unless school staff have explicitly said this is okay.
- Throughout the year we will try to ensure that every parent who wishes to support on a trip, gets the opportunity to help at some point, but you won't go on every trip. Teachers will keep a record of who goes on which trip so that it is fair.





## Literacy & Phonics



Our children continue to progress through the 'Read Write Inc' programme at the beginning of Year 1. This teaches them how to 'sound out' words in order to be able to read and write them.



## Maths





At Curwen, children follow Curwen's carefully designed maths curriculum which focuses on basic skills, calculations and reasoning. The focus this term will be on 'Number'.

Parent workshops for both Phonics and Maths will be run in the coming months to support you with working with your child at home.

# Spelling Challenge

- In Year 1 we would like to introduce a spelling award system to encourage your children to learn the High Frequency Words.
- They will be given practise sheets and will be tested each week.
- Each time they spell their words correctly, they will receive a certificate and move on to the next set of spellings
- We will be writing to you in the coming days to tell you more about this.





## Year 1 Weekly timetable

### Monday:

Reading, Literacy, Maths, Science or Topic

### Tuesday:

PE, Maths, Reading, Literacy and Topic

### Wednesday:

Reading, Literacy, Maths, Science or Topic

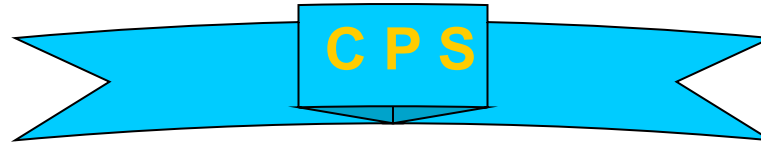
### Thursday:

Reading, Literacy, Maths, Science or Topic

### Friday:


Reading, Literacy, Maths, Circle Time, Library (every other week) and Celebration Assembly

*\*Topic includes Art, DT, Geography, History and Computing & changes each week.*



**Example of a typical timetable:**

	9:00	9:30	10:30	10:45	11:00	12:00	13:00	13:30	14:00	14:10	15:00
<b>Mon</b>	Reading	Literacy	Phase assembly		Maths	<b>LUNCH</b>	Reading/ handwriting	Topic/Science	Break	Topic/Science	Storytime
<b>Tue</b>	PE		Class assembly (book club)		Maths		Reading/ handwriting	Literacy	Break	Topic/Science	Storytime
<b>Wed</b>	Reading	Literacy	Class assembly (circle time)		Maths		Reading/ handwriting	Topic/Science	Break	Topic/Science	Storytime
<b>Thur</b>	Reading	Literacy	Class assembly		Music		Reading/ handwriting	Topic/Science	Break	Topic/Science	Storytime
<b>Fri</b>	Reading	Literacy	Reading/handwriting		Maths		Circle Time	Library visit	Whole School Assembly (Zoom)	Storytime	

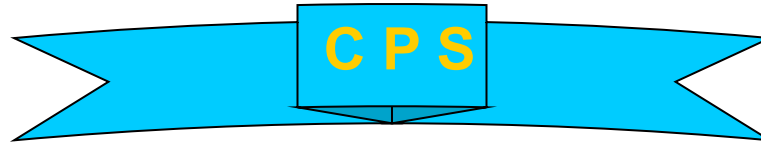


## RSHE (Relationships, Sex & Health Education)

Relationship, Sex and Health Education became mandatory for all primary schools to teach from spring 2020. It is delivered through the school's PSHE (Personal, Social, Health and Economic education) curriculum.


Our curriculum was designed in consultation with Parents and has been in place from September 2021. This year there may be a further consultation, so please attend this so that you are fully informed of all the facts.

More information will follow this meeting for those that wish to find out more.



## Assessment at Curwen

- At Curwen we follow the National Curriculum
- Each Year Group has 'End of Year expectations'
- Throughout the year, your child's teacher uses a range of information to determine what your child can do, and what their next steps are.
- We use their classwork, work books, observations, chats with the children & parents, as well as some test papers at various points in the year to help us work out and share your child's progress with you.
- You can always discuss how your child is doing with the teacher, and their overall attainment will be shared with you in their end-of-year report.



## Year 1 Phonics Check

- Government requirement - June 2026
- Read 40 words with a range of sounds in them.
- Some are real words and some are nonsense (Alien) words.
- Please attend to our reading/phonics workshop about this and support us with any activities.
- Please do not panic about this!



# Homework

**Maths** homework will be put online onto your Child's Google Classroom account each Friday.

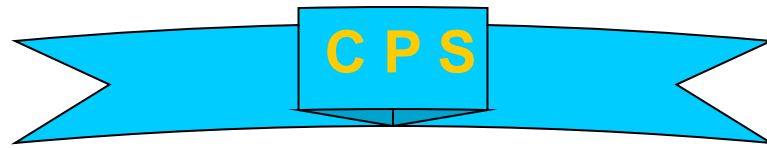
This term we will also be sending home '**talking homework**' which your child will need to complete with someone at home so that it can be used in class the following week.

**Writing** - children will be bringing home small writing tasks each week to complete in their writing journals.



Tasks are always a revision of topics that have been covered in class that week.

Please speak to your child's class teacher if you are having any problems with this or see our [website](#)



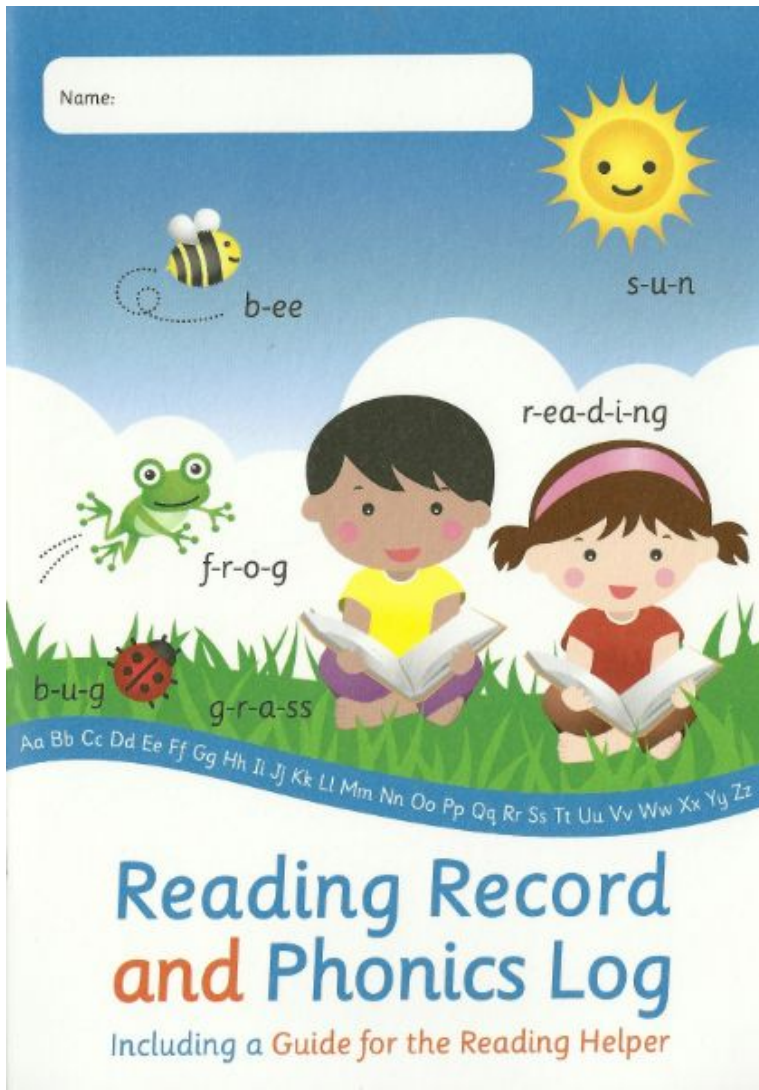
# Reading

- In **Year 1** we expect pupils to be reading for at least 10-15 minutes (4 times per week minimum) to help pupils build on their fluency in reading.
- Children will soon be given a book by their teacher which matches their reading level and they can also select either a fiction or a non-fiction book from the school library.
- Year 1's library day is on a Friday every other week.
- **Please ensure books are placed in their book bags every day.**
- Reading book changing will take place on different days of the week, so please ensure that your child ALWAYS has these in their book bags.



# Home learning

## Reading Record



### Common Exception Words - Year 1

the	a	do	to	today
of	said	says	are	were
was	is	his	has	I
you	your	they	be	he
me	she	we	no	go
so	by	my	here	there
where	love	come	some	one
once	ask	friend	school	put
push	pull	full	house	our

### Common Exception Words - Year 2

door	floor	poor	because	find	kind
mind	behind	child	children	wild	climb
most	only	both	old	cold	gold
hold	told	every	everybody	even	great
break	steak	pretty	beautiful	after	fast
last	past	father	class	grass	pass
plant	path	bath	hour	move	prove
improve	sure	sugar	eye	could	should
would	who	whole	any	many	clothes
busy	people	water	again	half	money
Mr	Mrs	parents	Christmas		

### Some Other Frequently Used Words

and	up	little	very	came	help
in	had	as	look	oh	called
it	her	mum	don't	about	off
on	what	them	will	got	asked
for	out	down	into	their	saw
at	this	dad	back	too	make
but	have	big	from	day	an
that	went	when	him	made	
with	like	it's	get	time	
all	not	see	just	I'm	
can	then	looked	now	if	

# Home learning

Letter or letter group	Word to show the sound	Letter or letter group	Word to show the sound
i-e	time 	oe	toe 
o-e	phone 	ue	blue 
u-e	tune 	ew	threw 
ou	house 	oy	boy 
ir	girl 	aw	saw 
wh	wheel 	ph	photo 
au	sauce 		

Tick to show the reader knows the sounds

## Top Tips for the Reading Helper

- 1 Try to make reading time fun wherever possible. Aim to do little and often, but not when the reader is tired.
- 2 Make sure that you are using reading material with the right level of difficulty for the reader. Also, check that the content is suitable.
- 3 **Blending** - encourage the reader to break words down into a series of sounds, e.g. c-r-a-sh. Run your finger under each sound in turn to encourage the reader to blend the sounds together.
- 4 Identify some key letter groups in the story and ask the reader to look out for them. Use the child's reading log to record the new letters / letter groups you are focussing on in each session.
- 5 Encourage the reader to look at any pictures in the reading book to get an idea of what it is about. Discuss the pictures with the reader.
- 6 Make a note in the reading log of any tricky or hard words - particularly high frequency words.
- 7 Help the reader to 'work out' words which can't be blended by looking at the other words in the sentence or at the pictures in the book.
- 8 Talk about the book as much as possible:
  - Ask the reader to explain what happened or what may happen.
  - Ask questions about the story.
- 9 Occasionally read the book or some pages aloud before you ask the reader to read. This will help with understanding and it will give the reader a chance to hear the sounds before reading them. It will also demonstrate what fluent reading sounds like.
- 10 Draw attention to punctuation marks and help the reader to read with feeling, e.g. "HOORAY!" they shouted.
- 11 Play games with the reader. For example, you could:
  - Ask her/him to find a word on the page that rhymes with fish.
  - Try making up nonsense words for the reader to blend, e.g. twoch.
- 12 Use flash cards to practise high frequency words or letters / letter groups and their sounds.




# Home learning

## My Reading Record

Date	Book and page number	Comments
9/10	Gruffalo p 1-10	Tried hard Enjoyed the story
11/10	Gruffalo p 11-20	Tried hard to sound out words didn't know
14/10	Three pigs - all	Was able to read out loud confidently
20/10	Red fox	Needed help reading lots of words

Tricky words, or words to practise			
snake	found	important	sister
friend	house		


New sounds I have spotted (e.g. night rain)			



# Online Home learning

## (1) Bug Club

- An online reading & phonics resource
- Available for children to use at home and in school
- Login, username and school password will be sent out very soon.
- If you ever misplace your logins please send us a message directly on Studybugs.



# Online Home learning 2

## (2) Times Tables Rock stars

<https://ttrockstars.com/>

## (3) Espresso (learning platform/all subjects)

★ PUPIL LOGIN DETAILS ★

Curwen Primary School


**Username:** student20621

**Password:** cur123

**Log in at:**

[www.discoveryeducation.co.uk](http://www.discoveryeducation.co.uk)

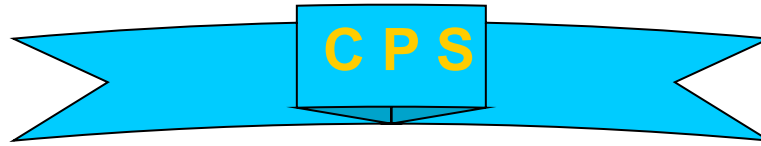
**EYFS &  
KS1 only**



# Online Home learning

## (4) Google Classroom....

- All children in Year 1 are currently being taught how to log on and access homework on Google Classroom this term.
- This is an interactive online platform for learning which allows teachers to create learning opportunities and to give brief feedback.
- Further refresher training for parents will be provided so that you can support your child in accessing and responding to tasks.
- Please do not message staff on this facility




# STAYING SAFE ONLINE

**In class we have displayed three main rules to stay safe online:**

- Don't share personal information
- Don't communicate with strangers
- Tell a trusted adult if you are worried about something

**Stranger Danger applies online!!!!**



If you are ever concerned about accessing information online or have any questions about internet safety, you can speak to your class teacher, Mr Cameron or the Computing Leader (Miss Lam).

There are several websites offering help and advice about how to stay safe online. Just search 'e-safety', e.g.

<https://www.thinkuknow.co.uk/>


**THINK UK KNOW**  
CO.UK

### Welcome to CEOP's Thinkuknow

Come in to find the latest information on the sites you like to visit, mobiles and new technology. Find out what's good, what's not and what you can do about it. If you look after young people there's an area for you too - with resources you can use in the classroom or at home. Most importantly, there's also a place which anyone can use to report if they feel uncomfortable or worried about someone they are chatting to online. All the information here is brought to you by the team at the [NCA's CEOP Command](#). We hope you like it!

Are you...

5-7?	8-10?	Parent/Carer?
11-13?	14+?	Teacher/Trainer?



# ONLINE SAFETY

## Online Gaming

Is the content age appropriate?

*Fortnite PGI=12 years old*


*RoBlox=7 years old*

*Hello Neighbour PGI=13 years old*

*Social Media e.g. TikTok = 13 years old*




Lots of games have communication facilities that allow strangers to contact your child. Do you know who your child is 'chatting' to?



# How can you support your child's learning?

- Homework
- Reading records - discussing the text with your child and asking them questions
- Handwriting
- BUG Club & other online learning
- Practising times tables
- Come wearing P.E. KIT each Tuesday
- Participate in any parent opportunities (mixture of virtual & in-person)
- Talking about their experiences



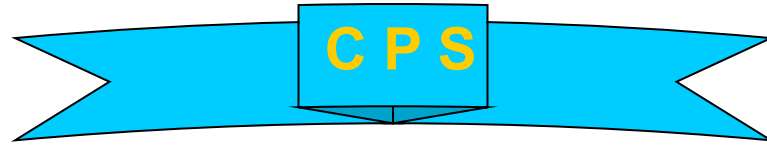
## Well-being



At the end of the school day, your children have lots to share with you. They may have stickers, they may have learned something really exciting they'd like to tell you about!

Please, leave your phones in your pockets for 10 minutes while you greet your child.

And please don't be offended if we don't let your child out until you have finished your call.




When collecting your children, please welcome them with a smile, not a mobile phone.

This ensures teachers can quickly and safely hand over children and relay any messages.

Please remember to inform the office as well as the class teacher of any changes in the collection of your child.


**N**  **PHONE  
ZONE**

---



## 2025-26 Big Events @ Curwen

- Jeans for genes – Fri 19<sup>th</sup> September (50p charity donation)
- Parents' Evening – Tues 21<sup>st</sup> & Wed 22<sup>nd</sup> October (virtual)
- Children in Need (show you are unique) – Fri 21<sup>st</sup> November
- KS1 Christmas Concert - Wed 10<sup>th</sup> December (9:15am & 2:15pm)
- EYFS Christmas Concert – Thu 11<sup>th</sup> December (AM & PM)
- Christmas Fair – Friday 12<sup>th</sup> December
- Parents' Evening – Wed 11<sup>th</sup> & Thu 12<sup>th</sup> February (in school)
- World Book Day – Thus 5<sup>th</sup> March
- International Family Week – 23<sup>rd</sup>–26<sup>th</sup> March with Carnival Thu 26<sup>th</sup>
- Easter Bonnet Parade – Friday 27<sup>th</sup> March AM
- Sports Week – 28<sup>th</sup> June to 3<sup>rd</sup> July
- Sports Day (EYFS) – Tues 30<sup>th</sup> June
- Sports Day (Yrs1-6) – Wed 1<sup>st</sup> July
- Summer Fair – Fri 10<sup>th</sup> July



# Keeping in touch...


Please download Studybugs and check our weekly newsletter (online).



Members of school staff are on duty before and after school every day.

Attend meetings for parents and workshops. Keep checking the newsletter for more information.

Contact the office to arrange conversations with class teachers via phone if needed. You will be called back when the teacher is not teaching.



## How to find out what's going on...

- School newsletter (sent via Studybugs/paper copies from office)
- School website
- 'What we are learning' leaflet (termly)
- Check your child's school bag for letters
- Noticeboards
- Speaking to staff before and after school
- Telephone/visit the school office



# And finally...


## Thank you all for listening.

With your support, we hope that Year 1 will be a memorable and successful year for our children.

If ever, you have any concerns or would like to discuss anything regarding your child, please don't hesitate to ask.

If you contact the office, they will gladly arrange an appointment by phone.

# **T**ogether **E**veryone **A**chieves **M**ore!



# Any questions?

